



US00D615769S

(12) **United States Design Patent**
Bugio

(10) **Patent No.:** **US D615,769 S**

(45) **Date of Patent:** **** May 18, 2010**

(54) **TOPIARY POTTED PLANT STRUCTURE**

(76) Inventor: **Antonio S. Bugio**, 21419 Park Mount Dr., Katy, TX (US) 77450

(**) Term: **14 Years**

(21) Appl. No.: **29/334,758**

(22) Filed: **Mar. 31, 2009**

(51) **LOC (9) Cl.** **11-02**

(52) **U.S. Cl.** **D6/403**

(58) **Field of Classification Search** D6/403-406, D6/556-558; D8/1; D11/143-156, 164; D19/77, 80-82, 84; D23/355, 356; D25/100; D26/9-11, 16, 20, 22; D34/1, 2, 4-6; D99/5, D99/19; 47/32.4, 32.5, 32.7, 33, 39, 41.01, 47/41.1, 41.11-41.15, 42-47, 65, 65.5, 65.9, 47/66.1, 66.6, 66.7, 67-71

See application file for complete search history.

(56) **References Cited**

U.S. PATENT DOCUMENTS

D687,283	11/1901	Springer	
D157,366 S	2/1950	Gerth	
D211,810 S	7/1968	Maxwell	
D230,884 S	3/1974	Johnson	
D237,814 S	11/1975	Edmonds	
D244,407 S *	5/1977	Gass D6/403
D262,350 S *	12/1981	Vincent D8/1
D331,865 S	12/1992	Parker	
D348,858 S	7/1994	Nuosce	
D359,929 S	7/1995	Thornhill	
D363,652 S	10/1995	Turner	
D378,287 S	3/1997	Alligood	
D383,916 S	9/1997	Richards	
D390,759 S	2/1998	Grady	
D396,390 S	7/1998	Edmondson	
D403,560 S	1/1999	Ruggiero	

D406,021 S	2/1999	Grimes	
D419,405 S	1/2000	Wagoner	
D438,986 S *	3/2001	Rehmet et al. D25/100
6,209,258 B1 *	4/2001	Schneider 47/46
D526,509 S	8/2006	Glamos	
D542,611 S	5/2007	Wilson	
D568,061 S *	5/2008	Kurtz D6/405
D569,302 S	5/2008	Kurtz	
D579,281 S	10/2008	Miller	
D587,626 S *	3/2009	Kurtz D11/155
D589,720 S *	4/2009	Cute D6/404
D604,528 S *	11/2009	Hiatt D6/405

* cited by examiner

Primary Examiner—Caron Veynar

Assistant Examiner—Garth Rademaker

(74) *Attorney, Agent, or Firm*—QuickPatents, Inc.; Kevin Prince

(57) **CLAIM**

I claim the ornamental design for a topiary potted plant structure, as shown and described.

DESCRIPTION

FIG. 1 is a perspective view of a topiary potted plant structure showing my new design;

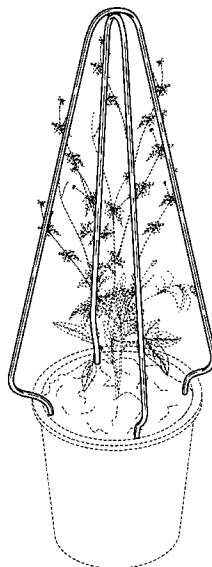
FIG. 2 is a front elevational view thereof, shown at a reduced scale, the rear elevational view being identical thereto, and the left and right side elevational views being substantially identical thereto, the sole difference being the ordering of the elements crossing at the top;

FIG. 3 is a top plan view thereof; and,

FIG. 4 is a bottom plan view thereof.

The broken lines showing a potted plant in FIG. 1 are included for the purpose of illustrating the invention in use and form no part of the claimed design.

1 Claim, 2 Drawing Sheets



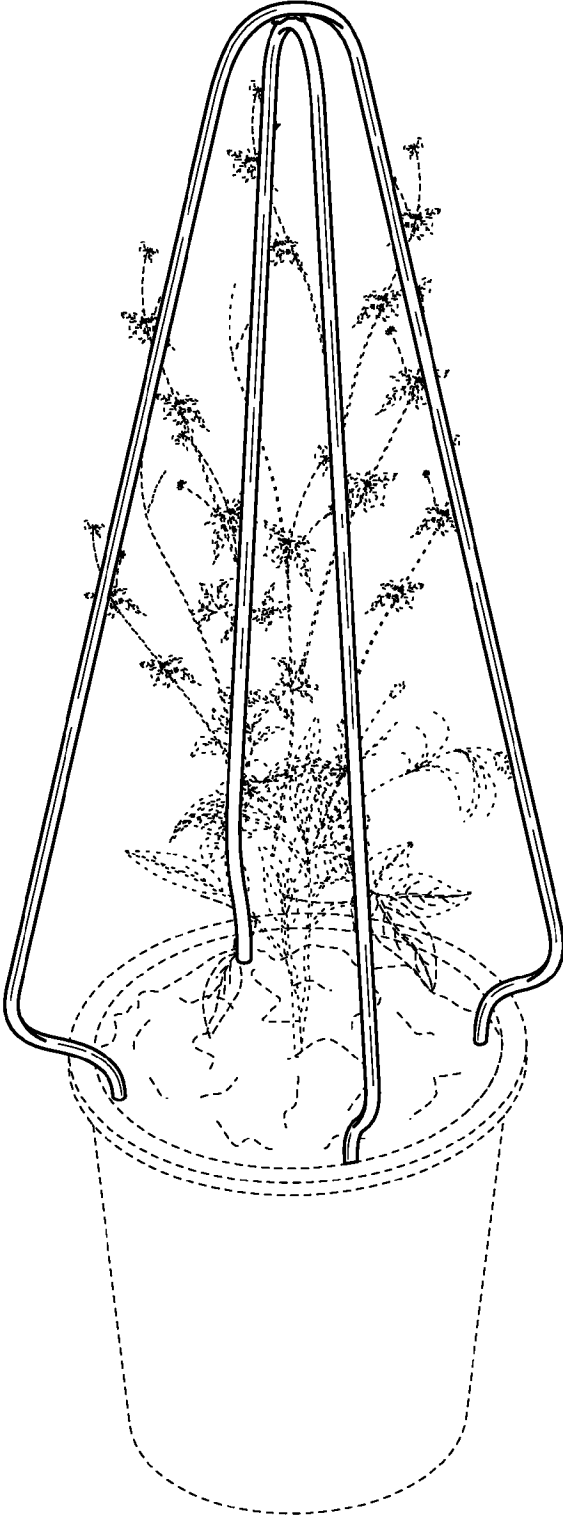


FIG. 1

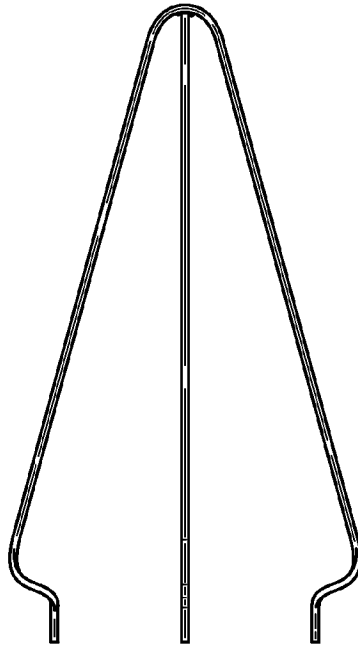


FIG. 2

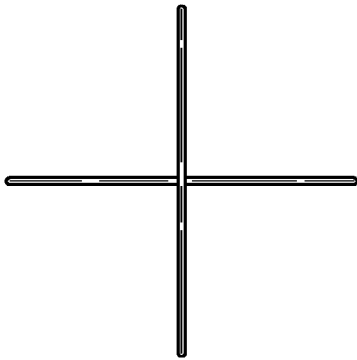


FIG. 3

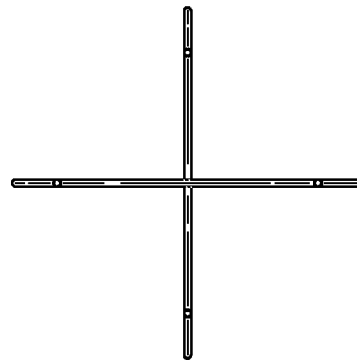


FIG. 4