



US00D609494S

(12) **United States Design Patent**
Jenkins, Sr.

(10) **Patent No.:** **US D609,494 S**

(45) **Date of Patent:** **** Feb. 9, 2010**

(54) **UMBRELLA SPIKE HOLDER**

(76) Inventor: **Dwain A. Jenkins, Sr.**, 7 Tallyho Turn,
Hampton, VA (US) 23666

(**) Term: **14 Years**

(21) Appl. No.: **29/342,553**

(22) Filed: **Aug. 27, 2009**

(51) **LOC (9) Cl.** **06-04**

(52) **U.S. Cl.** **D6/416**

(58) **Field of Classification Search** D6/417,
D6/416, 449, 455, 470, 471, 472, 475; 312/107,
312/114, 117, 138.1, 204, 234; D3/10; 248/156,
248/530, 533; 135/118, 98, 99, 114, 19,
135/15.1, 20.3, 16, 37
See application file for complete search history.

(56) **References Cited**

U.S. PATENT DOCUMENTS

2,775,252	A	*	12/1956	Finch	135/118
D364,286	S	*	11/1995	Loadholtz	D6/417
D386,323	S	*	11/1997	Davis	D6/417
D454,682	S	*	3/2002	D'Andrea	D3/10
D464,499	S	*	10/2002	Gharst	D6/416

* cited by examiner

Primary Examiner—Philip S. Hyder

Assistant Examiner—Sydney R Buffalow

(74) *Attorney, Agent, or Firm*—QuickPatents, Inc.; Kevin Prince

(57) **CLAIM**

I claim the ornamental design for an umbrella spike holder, as shown and described.

DESCRIPTION

FIG. 1 is a perspective view of an umbrella spike holder, showing my new design;

FIG. 2 is a front elevational view thereof;

FIG. 3 is a rear elevational view thereof;

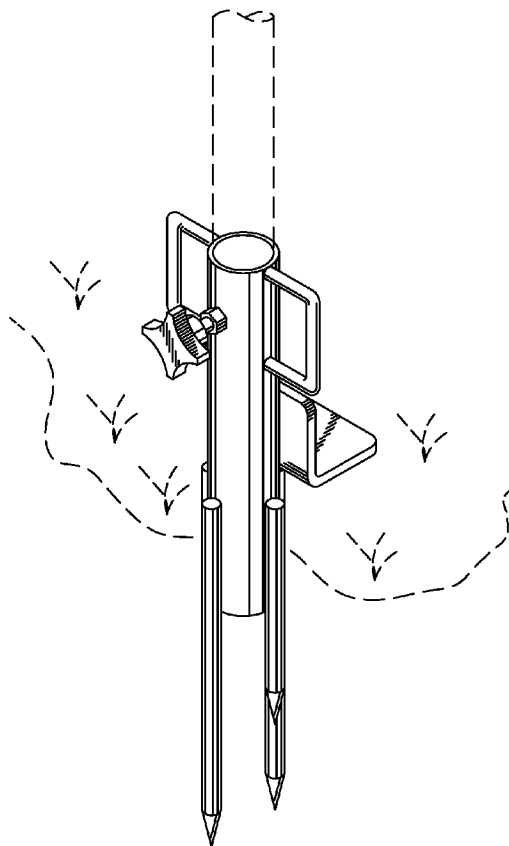
FIG. 4 is a left-side elevational view thereof, the right-side elevational view being a mirror image thereof;

FIG. 5 is a top plan view thereof; and,

FIG. 6 is a bottom plan view thereof.

The broken lines showing an umbrella and a ground surface in FIG. 1 are included to illustrate environment and form no part of the claimed design.

1 Claim, 2 Drawing Sheets



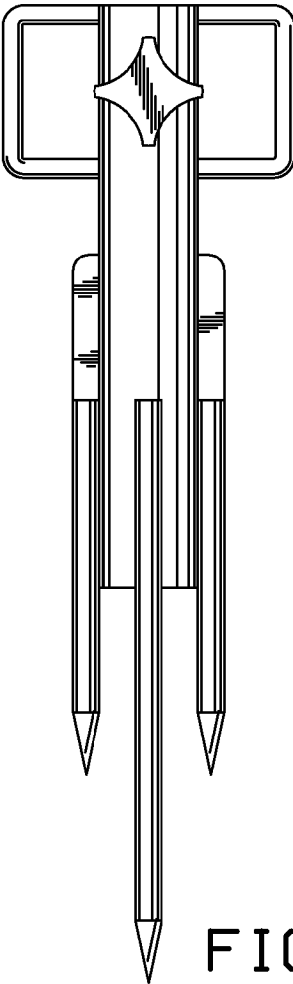


FIG. 2

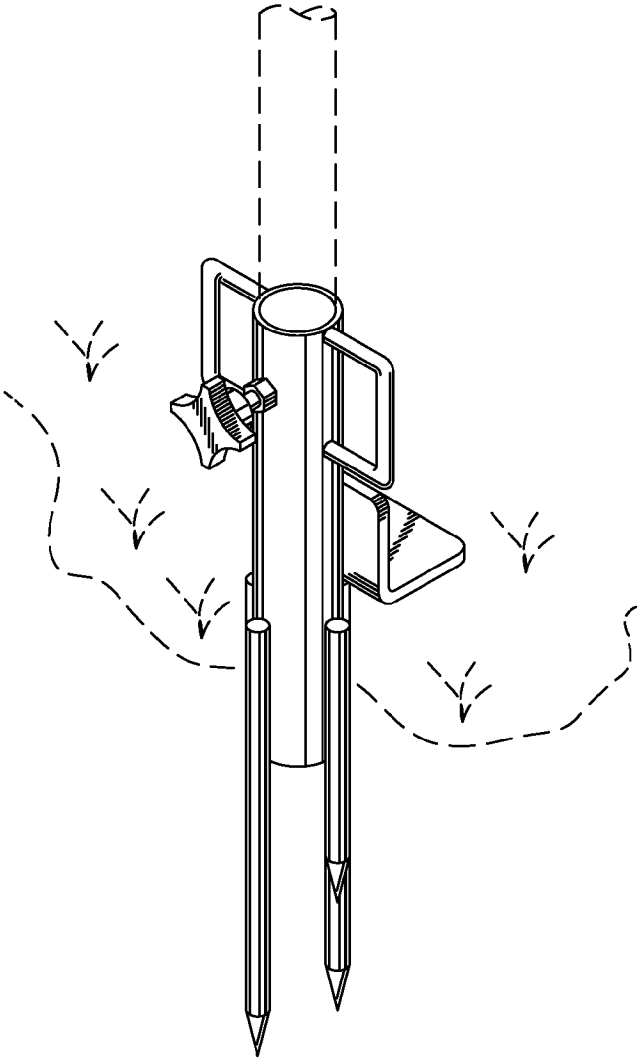


FIG. 1

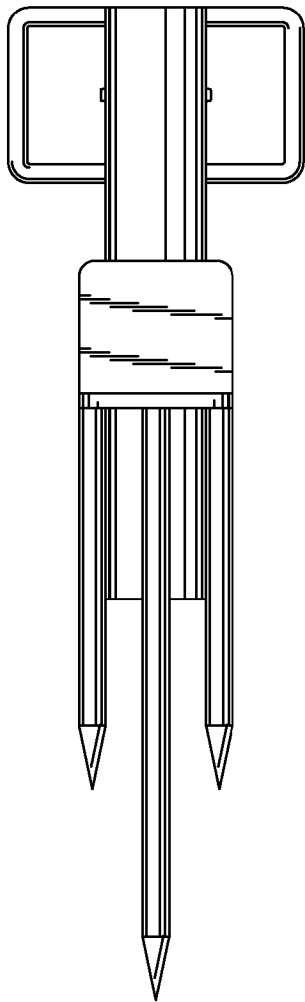


FIG. 3

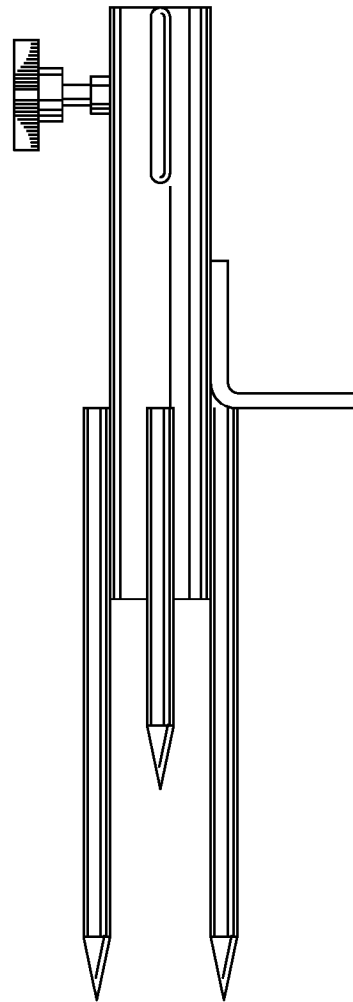


FIG. 4

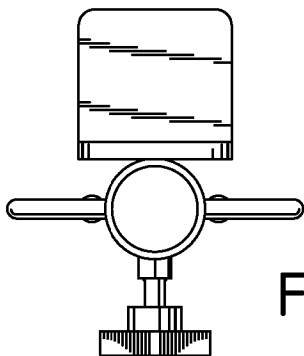


FIG. 5

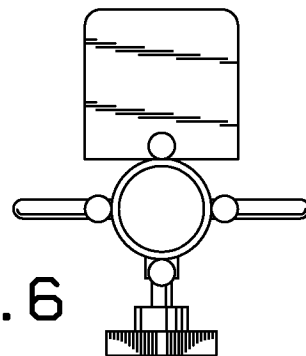


FIG. 6