



US00D612990S

(12) **United States Design Patent**  
**Forman**

(10) **Patent No.:** **US D612,990 S**

(45) **Date of Patent:** **\*\* Mar. 30, 2010**

(54) **SOAP BAR WITH EMBEDDED SPONGE**

(76) Inventor: **Wayne M. Forman**, 2978 Regal Oaks Blvd., Palm Harbor, FL (US) 34684

(\*\*) Term: **14 Years**

(21) Appl. No.: **29/326,671**

(22) Filed: **Oct. 22, 2008**

(51) **LOC (9) Cl.** ..... **28-02**

(52) **U.S. Cl.** ..... **D28/8.1; D32/42**

(58) **Field of Classification Search** ..... D28/8.1,  
D28/8.2; 15/244.4; 510/139, 141-145; 401/201;  
D32/42, 40

See application file for complete search history.

(56) **References Cited**

**U.S. PATENT DOCUMENTS**

717,256	A *	12/1902	Nilsson	.....	510/142
821,245	A *	5/1906	Hutchinson	.....	510/140
1,553,775	A *	9/1925	Hertz	.....	510/142
2,083,871	A *	6/1937	Serewicz	.....	401/201
2,107,636	A *	2/1938	Kingman	.....	401/201
3,293,684	A *	12/1966	Tundermann	.....	510/142
3,428,405	A *	2/1969	Posner	.....	401/201
4,240,760	A *	12/1980	Levine	.....	401/201
D462,818	S *	9/2002	Haro	.....	D32/40
6,720,296	B1 *	4/2004	Bitton	.....	510/141

6,893,182	B1 *	5/2005	Liao	.....	401/201
7,279,450	B2 *	10/2007	Macedo et al.	.....	510/140
7,381,692	B2 *	6/2008	Grissett et al.	.....	510/141
2005/0113270	A1 *	5/2005	Stockman et al.	.....	510/141
2005/0282716	A1 *	12/2005	Papernik	.....	510/141
2007/0270322	A1 *	11/2007	Pak	.....	510/141

\* cited by examiner

*Primary Examiner*—Jennifer Rivard

(74) *Attorney, Agent, or Firm*—QuickPatents, Inc.; Kevin Prince

(57) **CLAIM**

I claim the ornamental design for a soap bar with embedded sponge, as shown and described.

**DESCRIPTION**

FIG. 1 is a perspective view of a soap bar with embedded sponge, showing my new design;



FIG. 2 is a front elevational view of the invention, the rear elevational view being a mirror image thereof;

FIG. 3 is a left-side elevational view of the invention, the right-side elevational view being a mirror image thereof;

FIG. 4 is a top plan view of the invention; and,

FIG. 5 is a bottom plan view of the invention.

**1 Claim, 2 Drawing Sheets**



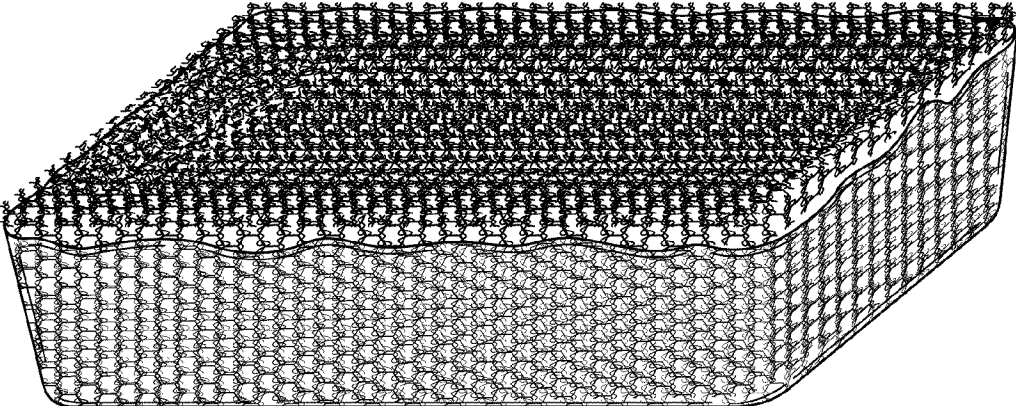


FIG. 1




FIG. 2




FIG. 3




FIG. 4

FIG. 5