



US00D603531S

(12) **United States Design Patent**  
**Gallagher et al.**

(10) **Patent No.:** **US D603,531 S**

(45) **Date of Patent:** **\*\* Nov. 3, 2009**

(54) **CROSS TRELLIS**

(76) Inventors: **Joseph G. Gallagher**, P.O. Box 3143,  
Hampton, VA (US) 23663; **Kathleen A. Gallagher**, P.O. Box 3143, Hampton, VA  
(US) 23663

(\*\*) Term: **14 Years**

(21) Appl. No.: **29/329,668**

(22) Filed: **Dec. 18, 2008**

(51) **LOC (9) Cl.** ..... **08-99**

(52) **U.S. Cl.** ..... **D25/101**

(58) **Field of Classification Search** ..... D25/100,  
D25/101; 47/44, 47, 46, 70

See application file for complete search history.

(56) **References Cited**

U.S. PATENT DOCUMENTS

559,200	A *	4/1896	Parmley	47/47
588,659	A	8/1897	Saario	
D82,040	S	9/1930	Machowicz	
D91,674	S	3/1934	Liska	
D115,152	S	6/1939	Richardson	
2,246,122	A	6/1941	Brennan	
D137,421	S	3/1944	Rasmussen	
2,366,377	A	12/1945	Zois	
D182,431	S	4/1958	Moessen	
D196,841	S	11/1963	Goudreau	
D223,379	S *	4/1972	Tong	D25/101
D233,925	S	12/1974	Ammermann	
D322,191	S	12/1991	Koerper	
D338,081	S	8/1993	Klaffer	
D365,308	S	12/1995	White	
D374,964	S	10/1996	Ritter	
5,797,214	A *	8/1998	Parrish et al.	47/47

D440,734	S	4/2001	Berry	
D443,970	S	6/2001	Stucker	
6,490,825	B1 *	12/2002	Dillon et al.	47/47
D477,448	S	7/2003	Cuccaro	
6,925,754	B1 *	8/2005	Tearoe	47/47
D518,939	S	4/2006	Borgerding	
D575,925	S	8/2008	Ivey	
D578,275	S	10/2008	Shantz et al.	

\* cited by examiner

*Primary Examiner*—Doris Clark  
(74) *Attorney, Agent, or Firm*—QuickPatents, Inc.; Kevin Prince

(57) **CLAIM**

We claim the ornamental design for a cross trellis, as shown and described.

**DESCRIPTION**

FIG. 1 is a perspective view of a cross trellis, showing my new design;

FIG. 2 is a front elevational view of the invention, the rear elevational view being a mirror image thereof;

FIG. 3 is a left-side elevational view of the invention, the right-side elevational view being a mirror image thereof;


FIG. 4 is a top plan view of the invention;

FIG. 5 is a bottom plan view of the invention; and,

FIG. 6 is a partial enlarged perspective view of the invention.

The broken lines showing a garden, flowers, and a sign card in FIG. 1, and the broken lines showing the sign card in FIG. 6, are included for the purpose of illustrating the invention in use, and form no part of the claimed design.

**1 Claim, 3 Drawing Sheets**



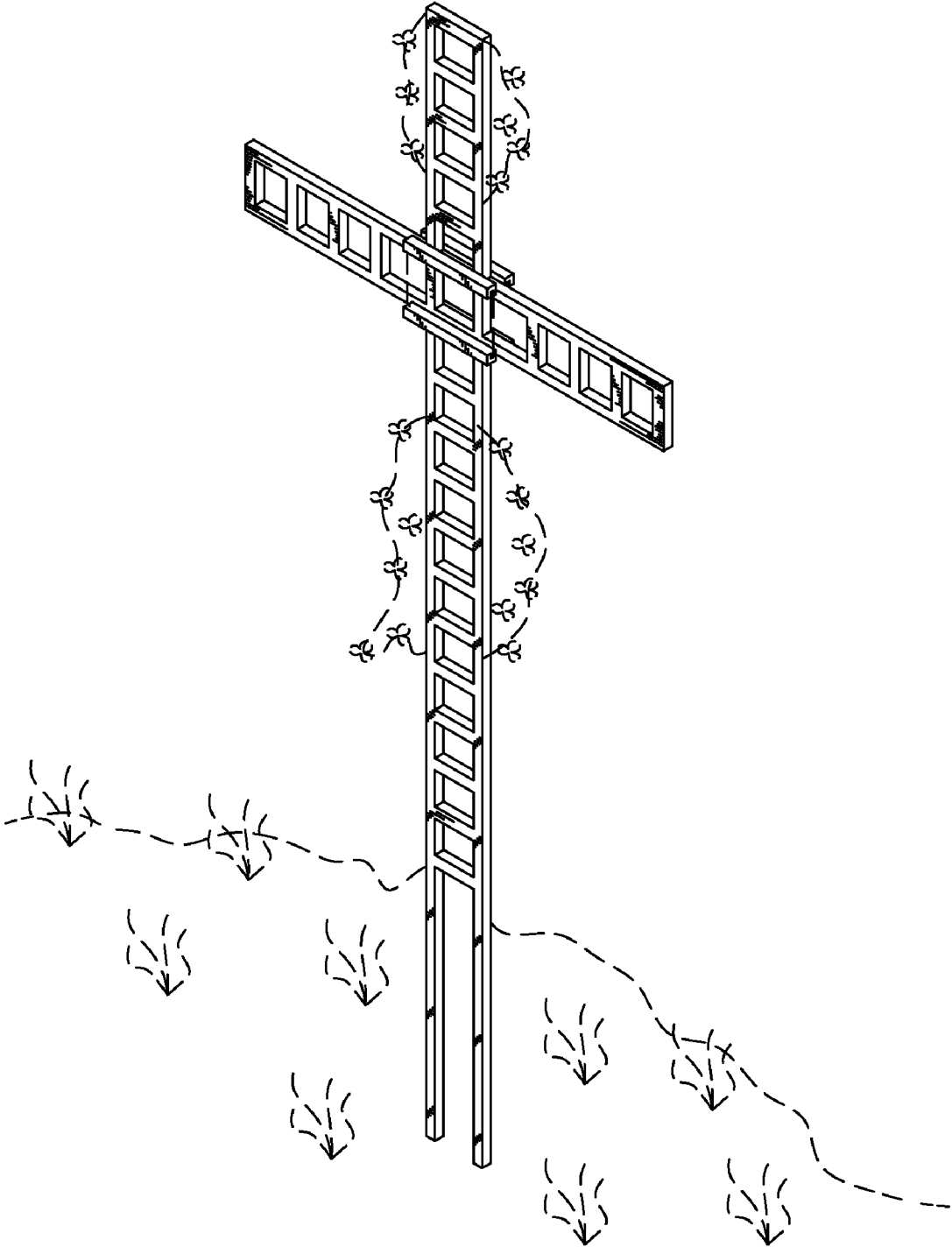


FIG. 1

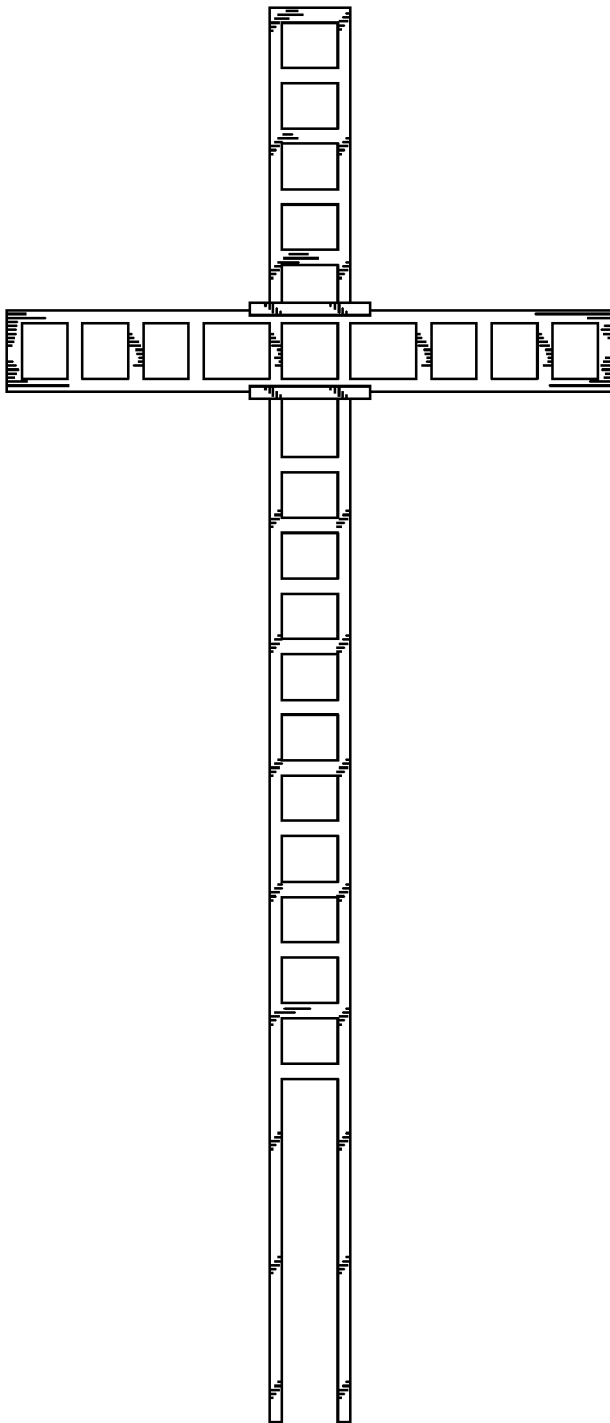


FIG. 2

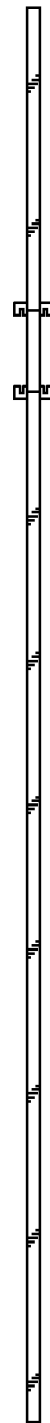


FIG. 3




FIG. 4

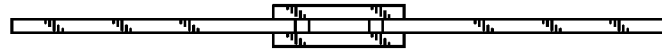


FIG. 5

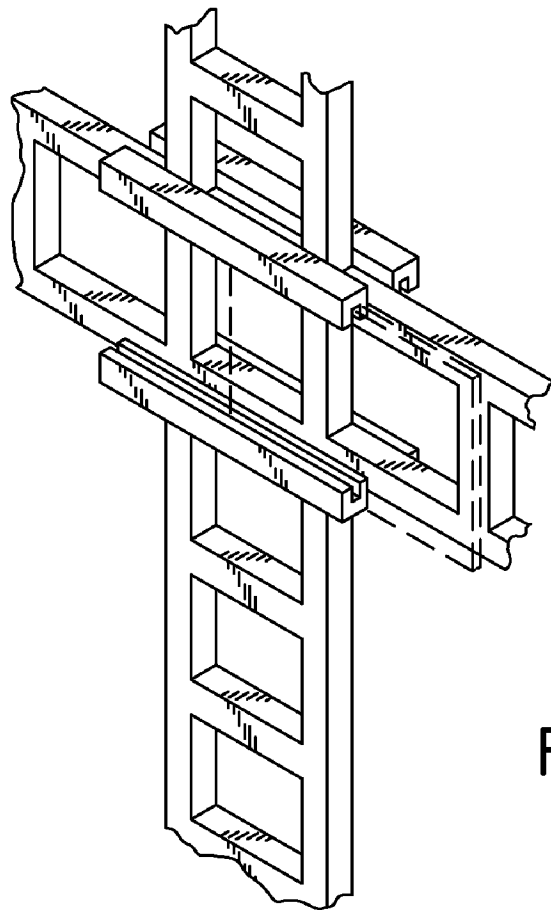


FIG. 6