



(12) **United States Design Patent**
Christiansen

(10) **Patent No.:** **US D616,630 S**
(45) **Date of Patent:** **** Jun. 1, 2010**

(54) **JEANS**

(76) Inventor: **Ken Christiansen**, 1930 Bethwick Ct.,
Lawrenceville, GA (US) 30044

(**) Term: **14 Years**

(21) Appl. No.: **29/330,698**

(22) Filed: **Jan. 13, 2009**

(51) **LOC (9) Cl.** **02-02**

(52) **U.S. Cl.** **D2/742**

(58) **Field of Classification Search** **D2/731,**
D2/738, 742; 2/79, 227, 228, 236-238
See application file for complete search history.

(56) **References Cited**

U.S. PATENT DOCUMENTS

269,479	A *	12/1882	Stretch et al.	2/227
1,885,527	A *	11/1932	Luft	2/227
D223,077	S	3/1972	Benrube	
D255,168	S	6/1980	Taylor	
4,215,435	A *	8/1980	Miele	2/227
D261,323	S	10/1981	Catron	
D261,324	S	10/1981	Catron	
D273,434	S	4/1984	Galbreath	
D280,251	S	8/1985	Forbes	
D293,617	S	1/1988	Barrett	
4,766,613	A *	8/1988	Wells	2/227
D375,824	S	11/1996	Volpati	
5,628,064	A *	5/1997	Chung	2/70
5,774,892	A *	7/1998	Tisdale et al.	2/69
D459,056	S	6/2002	Serfontein	
D469,946	S	2/2003	Hansen	
D485,049	S *	1/2004	Newson	D2/742
6,789,269	B1 *	9/2004	Scovin	2/227
D505,535	S	5/2005	Kern	
D511,606	S	11/2005	Caucci	

(Continued)

FOREIGN PATENT DOCUMENTS

GB 2271711 A * 4/1994

Primary Examiner—Ian Simmons

Assistant Examiner—R. Johnson

(74) *Attorney, Agent, or Firm*—QuickPatents, Inc.; Kevin Prince

(57) **CLAIM**

I claim the ornamental design for a jeans, as shown and described.

DESCRIPTION

FIG. 1 is a perspective view of jeans showing my new design and further illustrating a leg zipper thereof in a fully open position;

FIG. 2 is an exploded perspective thereof, illustrating two leg portions thereof unzipped and removed from a waist portion thereof, and further illustrating the leg zipper in a fully closed position;

FIG. 3 is a front elevational view thereof, further illustrating the leg zippers in a partially open position;

FIG. 4 is a rear elevational view thereof;

FIG. 5 is a right-side elevational view thereof, the leg zipper illustrated in the partially open position;


FIG. 6 is a left-side elevational view thereof, the leg zipper illustrated in the partially open position;

FIG. 7 is a top plan view thereof, the leg zipper illustrated in the partially open position; and,

FIG. 8 is a bottom plan view thereof, the leg zipper illustrated in the partially open position.

The broken lines showing a person in FIG. 1 are included for the purpose of illustrating the invention in use, and form no part of the claimed design. The remaining broken lines in the figures represent stitching.

1 Claim, 5 Drawing Sheets



US D616,630 S

Page 2

U.S. PATENT DOCUMENTS						
D527,169 S	8/2006	Kubler	D567,477 S	4/2008	Smith	
D528,743 S	9/2006	MacMillan	D569,581 S	5/2008	Stogner	
D534,709 S	1/2007	Dipietro	D571,536 S	6/2008	Huen	
D543,008 S	5/2007	Berry	D572,432 S	7/2008	Peters	
D551,826 S *	10/2007	Lambert	2008/0092273 A1 *	4/2008	Marshall	2/228
		D2/742				

* cited by examiner

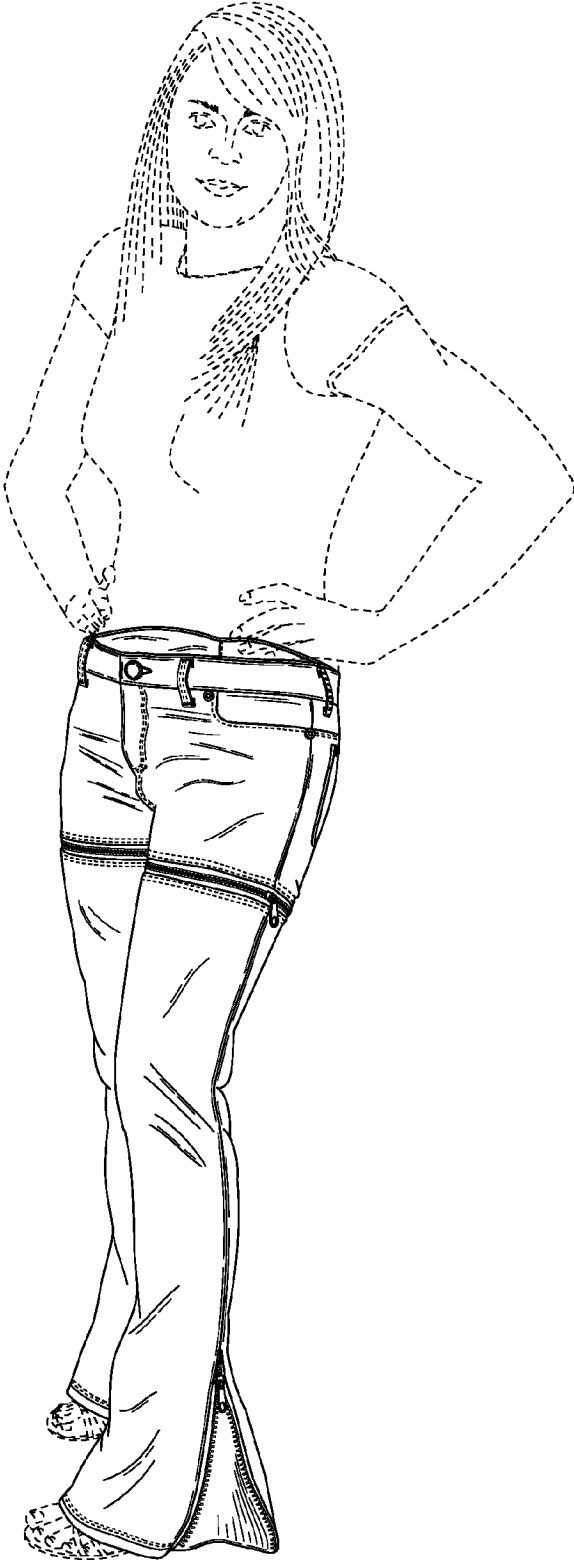


FIG. 1

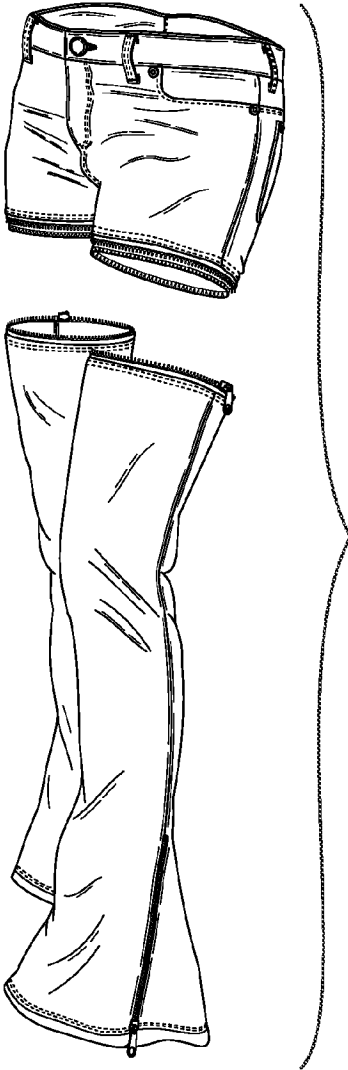


FIG. 2

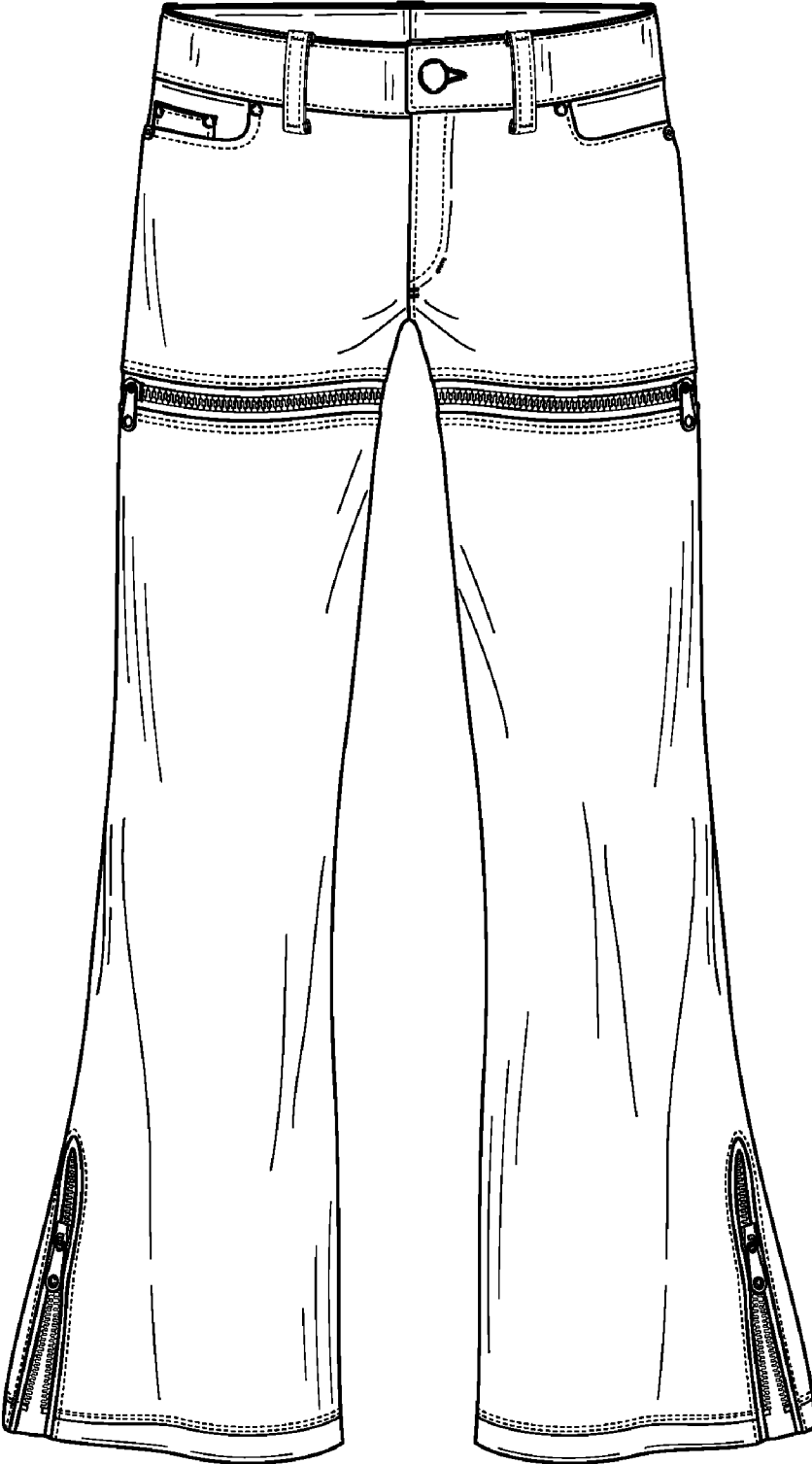


FIG. 3

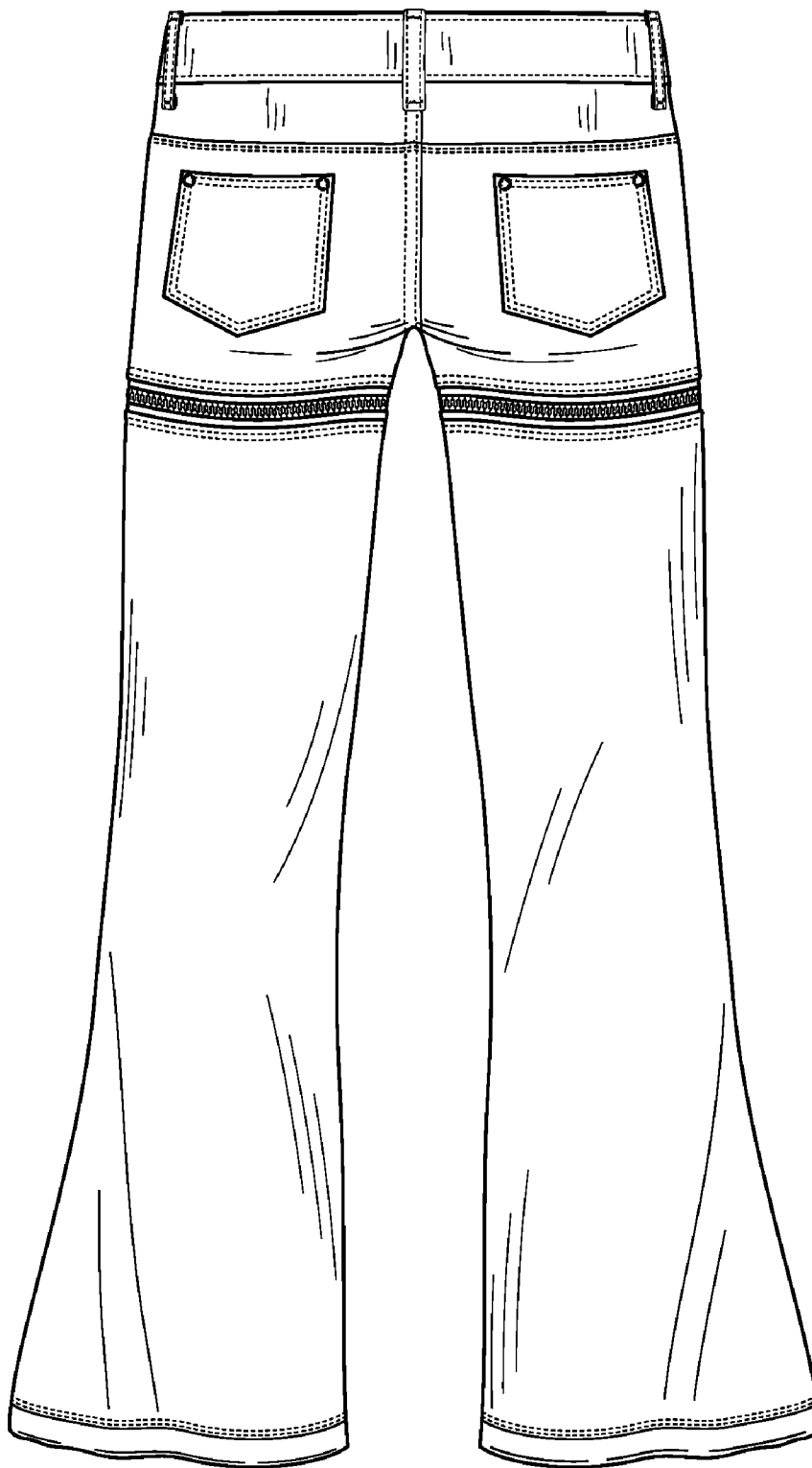


FIG. 4




FIG. 5

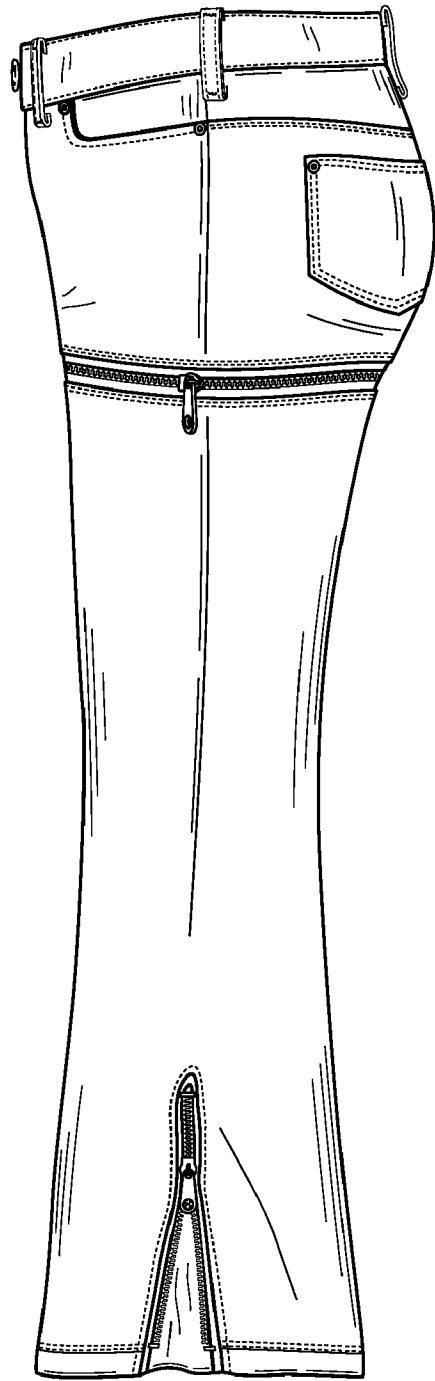


FIG. 6

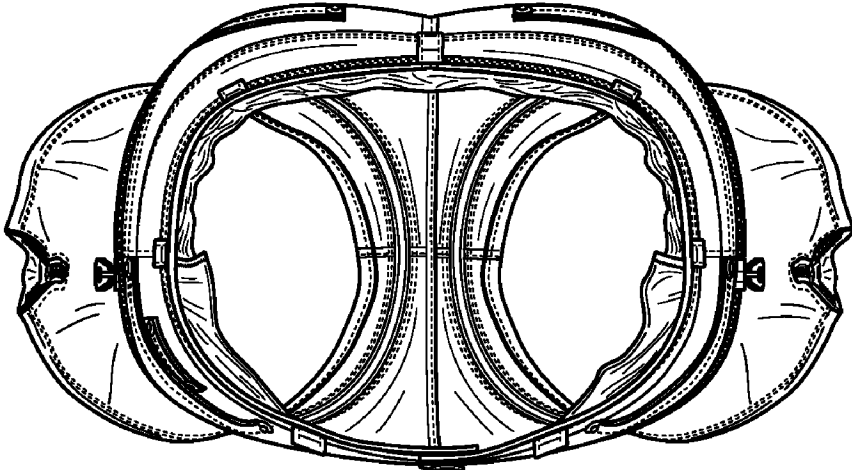


FIG. 7

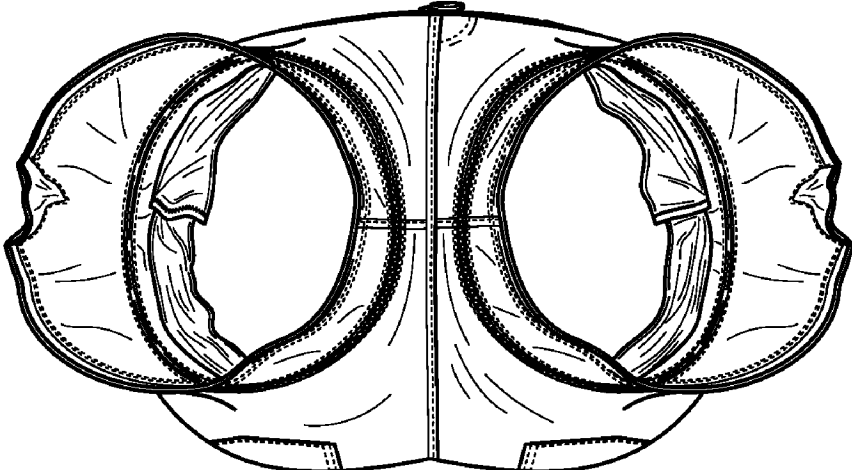


FIG. 8