



US00D616605S

(12) **United States Design Patent**
Lawler et al.

(10) **Patent No.:** **US D616,605 S**

(45) **Date of Patent:** **** May 25, 2010**

(54) **PERSONAL HAIR ASSISTANT**

(76) Inventors: **Melanie Lawler**, 401 Court St., Reno, NV (US) 89501; **Thomas J. Powell**, 401 Court St., Reno, NV (US) 89501; **Mechelle Warburton**, 401 Court St., Reno, NV (US) 89501

(**) Term: **14 Years**

(21) Appl. No.: **29/335,117**

(22) Filed: **Apr. 8, 2009**

(51) **LOC (9) Cl.** **28-03**

(52) **U.S. Cl.** **D28/10**

(58) **Field of Classification Search** D28/9,
D28/10; D19/67-39; 242/588.3-588.6;
15/104.002

See application file for complete search history.

(56) **References Cited**

U.S. PATENT DOCUMENTS

3,158,887	A *	12/1964	Kanbar et al.	15/104.002
D281,822	S *	12/1985	Feldblum	D28/10
D417,237	S *	11/1999	Packard et al.	D19/69
D441,499	S *	5/2001	Au et al.	D28/9
6,536,707	B2 *	3/2003	Adelakun	242/598.6
D500,340	S *	12/2004	Boes et al.	D19/69
2005/0204493	A1 *	9/2005	Legus et al.	15/104.002

* cited by examiner

Primary Examiner—Jennifer Rivard

(74) *Attorney, Agent, or Firm*—QuickPatents, Inc.; Kevin Prince

(57) **CLAIM**

We claim the ornamental design for a personal hair assistant, as shown and described.

DESCRIPTION

FIG. 1 is an exploded perspective view of a personal hair assistant, showing our new design;

FIG. 2 is a perspective view thereof;

FIG. 3 is a front elevational view thereof;

FIG. 4 is a rear elevational view thereof;

FIG. 5 is a left-side elevational view thereof, the right-side elevational view being a mirror image thereof;

FIG. 6 is a top plan view thereof;

FIG. 7 is a bottom plan view thereof;

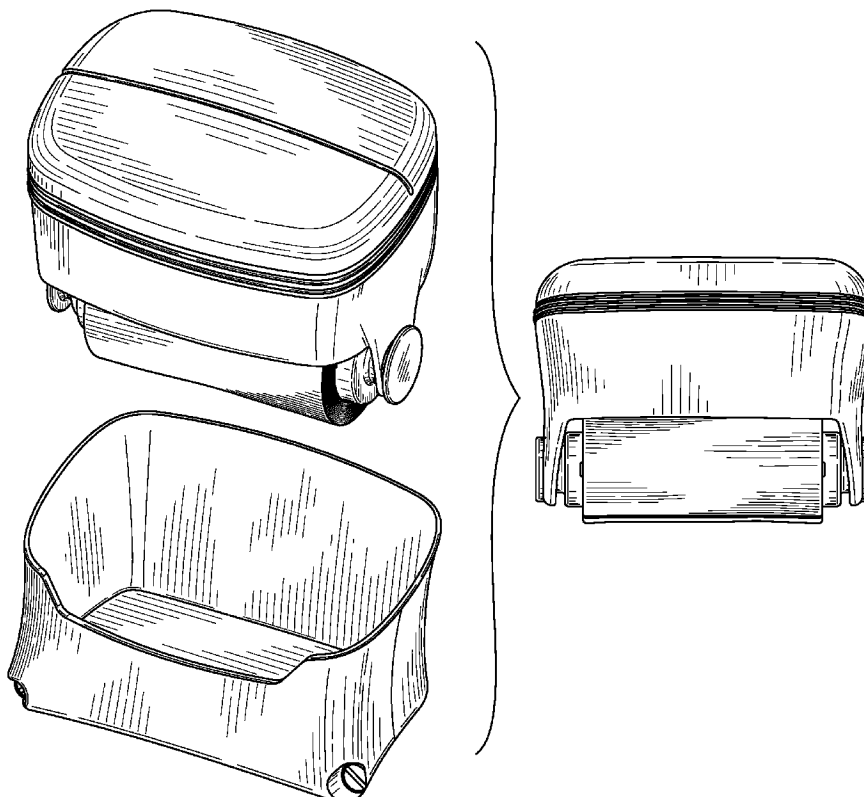
FIG. 8 is a top plan view of a lower portion thereof;

FIG. 9 is a bottom plan view of an upper portion thereof; and,

FIG. 10 is a front elevational view of the upper portion thereof.

The broken lines in FIG. 9 depict environmental subject matter only and form no part of the claimed design.

1 Claim, 5 Drawing Sheets



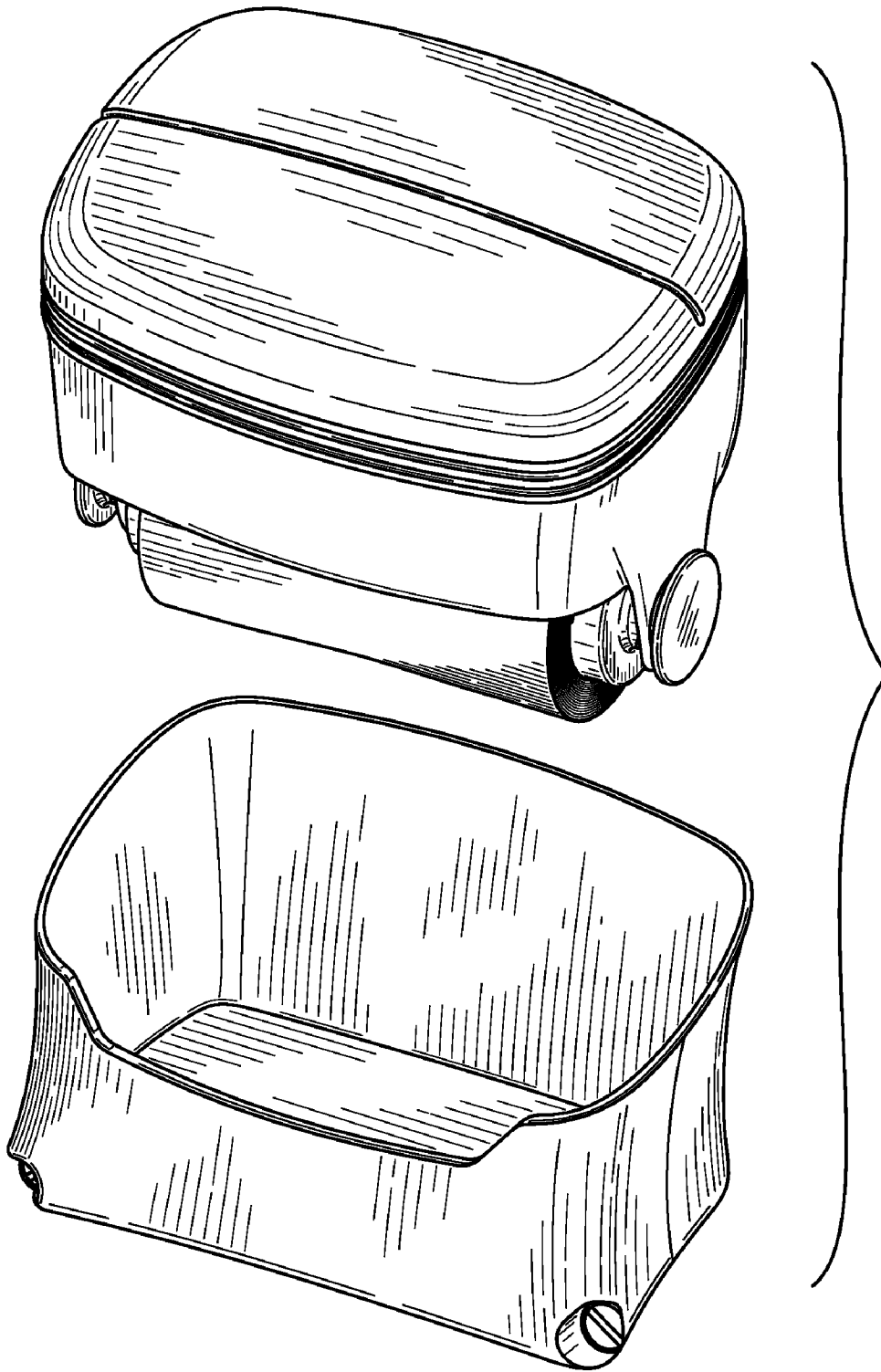


FIG. 1

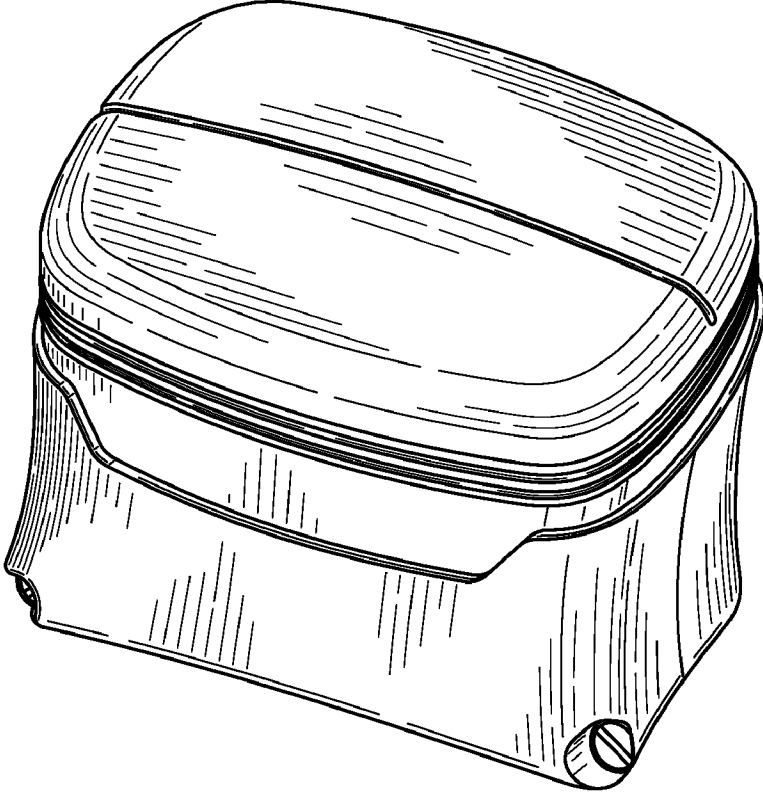


FIG. 2

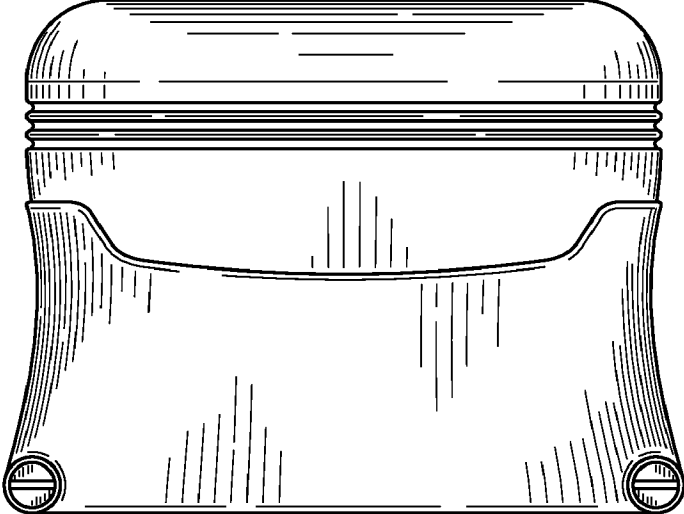


FIG. 3

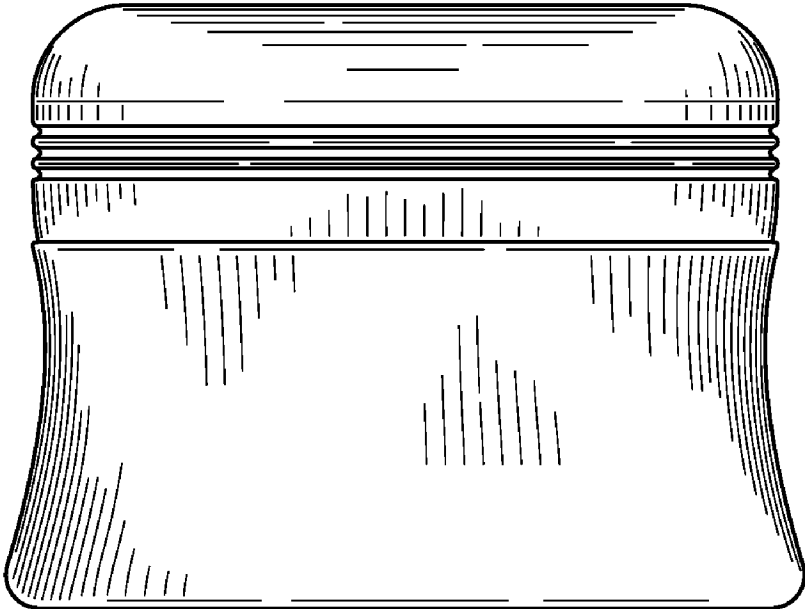


FIG. 4

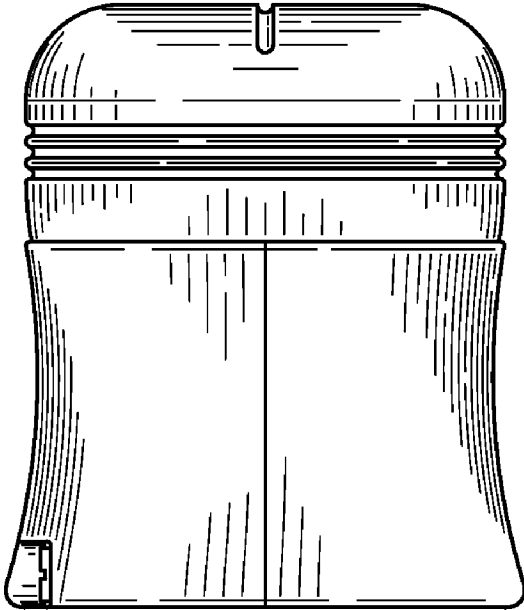


FIG. 5

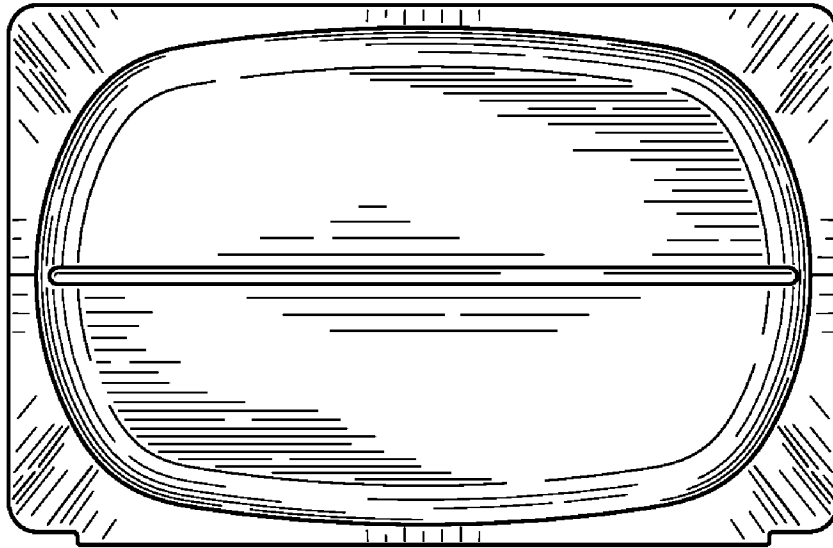


FIG. 6




FIG. 7

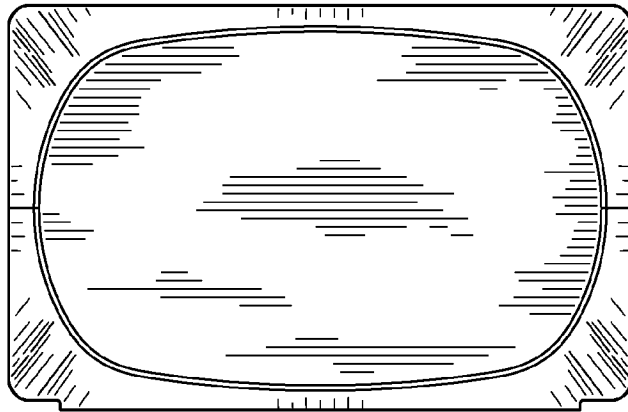


FIG. 8

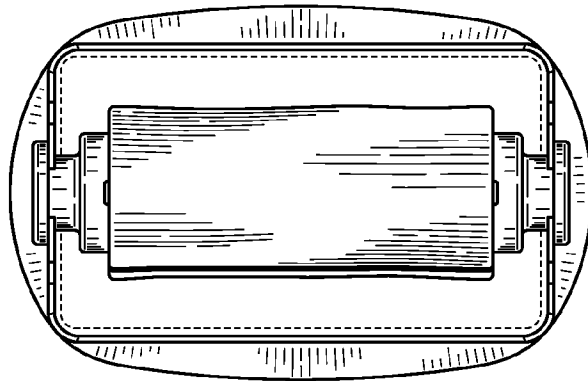


FIG. 9

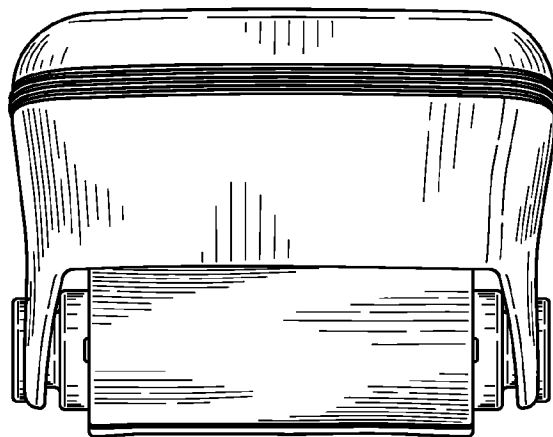


FIG. 10