



(12) **United States Design Patent**  
**Wade et al.**

(10) **Patent No.:** **US D612,594 S**  
(45) **Date of Patent:** **\*\* Mar. 30, 2010**

(54) **PILL DISPENSER**

2008/0283434 A1 11/2008 Gelardi  
2009/0045078 A1 2/2009 Gelardi

(76) Inventors: **Richard R. Wade**, 1851 White Tail Dr.,  
Elberton, GA (US) 30635; **Nathan  
Wade**, 16962 Lake Pickett Rd., Orlando,  
FL (US) 32820; **Joshua Wade**, 1203  
Lake Pointe La., Plantation, FL (US)  
33322

**FOREIGN PATENT DOCUMENTS**

GB 2007101098 A1 9/2007

\* cited by examiner

*Primary Examiner*—Catherine R Oliver

(74) *Attorney, Agent, or Firm*—QuickPatents, Inc.; Kevin  
Prince

(\*\*) **Term:** **14 Years**

(21) **Appl. No.:** **29/337,683**

(57) **CLAIM**

(22) **Filed:** **May 27, 2009**

We claim the ornamental design for a pill dispenser, as shown  
and described.

(51) **LOC (9) Cl.** ..... **03-01**

(52) **U.S. Cl.** ..... **D3/203.2**

(58) **Field of Classification Search** ..... D3/203.1,  
D3/203.2, 203.6, 201, 205, 247, 248, 207,  
D3/212; D9/414-416, 420, 424-432, 730-732;  
206/1.5, 528-540, 38, 39.4, 63.2; 221/73,  
221/231, 249, 250

See application file for complete search history.

**DESCRIPTION**

FIG. 1 is a perspective view of a pill dispenser, illustrated with  
a pill tray in an extended position, showing our new design;

FIG. 2 is a perspective view thereof, illustrated with the pill  
tray in a retracted position;

FIG. 3 is a front elevational view thereof;

FIG. 4 is a rear elevational view thereof;

FIG. 5 is a left-side elevational view thereof, illustrated with  
the pill tray in the retracted position, the right-side elevational  
view being a mirror image thereof;

FIG. 6 is a top plan view thereof, illustrated with the pill tray  
in the retracted position;

FIG. 7 is a bottom plan view thereof, illustrated with the pill  
tray in the retracted position; and,

FIG. 8 is a perspective view of a bottom side thereof, illus-  
trated with the pill tray in the retracted position.

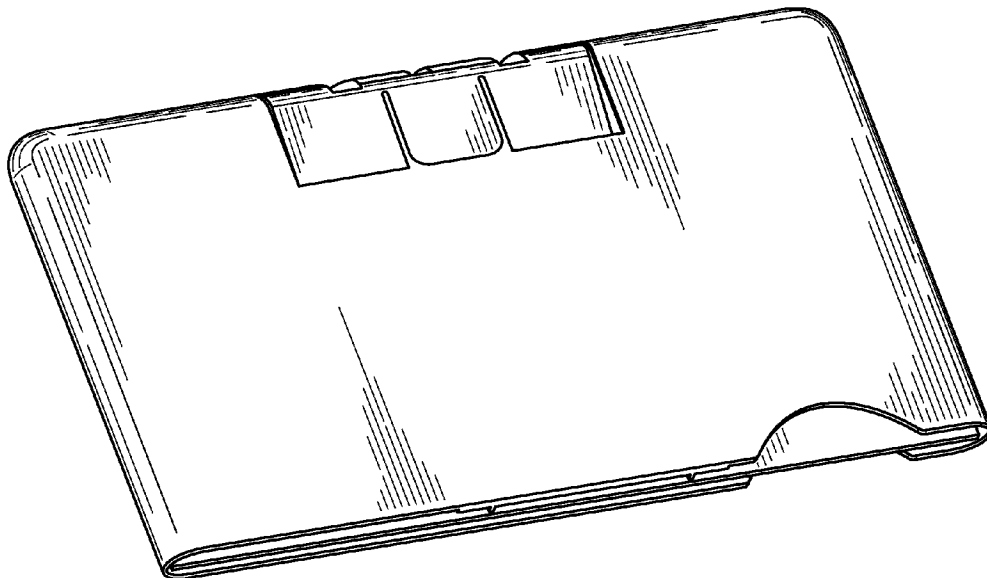
The broken lines showing pills in FIGS. 1, 3 and 8 are  
included for the purpose of illustrating the invention in use,  
and form no part of the claimed design.

(56) **References Cited**

**U.S. PATENT DOCUMENTS**

D439,042	S *	3/2001	Lau	.....	D3/247
D443,410	S *	6/2001	Soejanto	.....	D3/212
D470,657	S *	2/2003	Kawamura	.....	D3/247
7,389,875	B2	6/2008	Sandberg		
D578,386	S *	10/2008	Silvenis et al.	.....	D9/424
7,475,783	B2	1/2009	Geert-Jensen		
D585,638	S *	2/2009	Skedelius	.....	D3/203.2
D606,393	S *	12/2009	Easterbrook et al.	.....	D9/423
2004/0256277	A1	12/2004	Gedanke		
2005/0183981	A1	8/2005	Gelardi		
2007/0235368	A1	10/2007	Knutson		
2008/0156686	A1	7/2008	Hluchan		
2008/0251410	A1	10/2008	Gelardi		
2008/0257773	A1	10/2008	Gelardi		

**1 Claim, 4 Drawing Sheets**



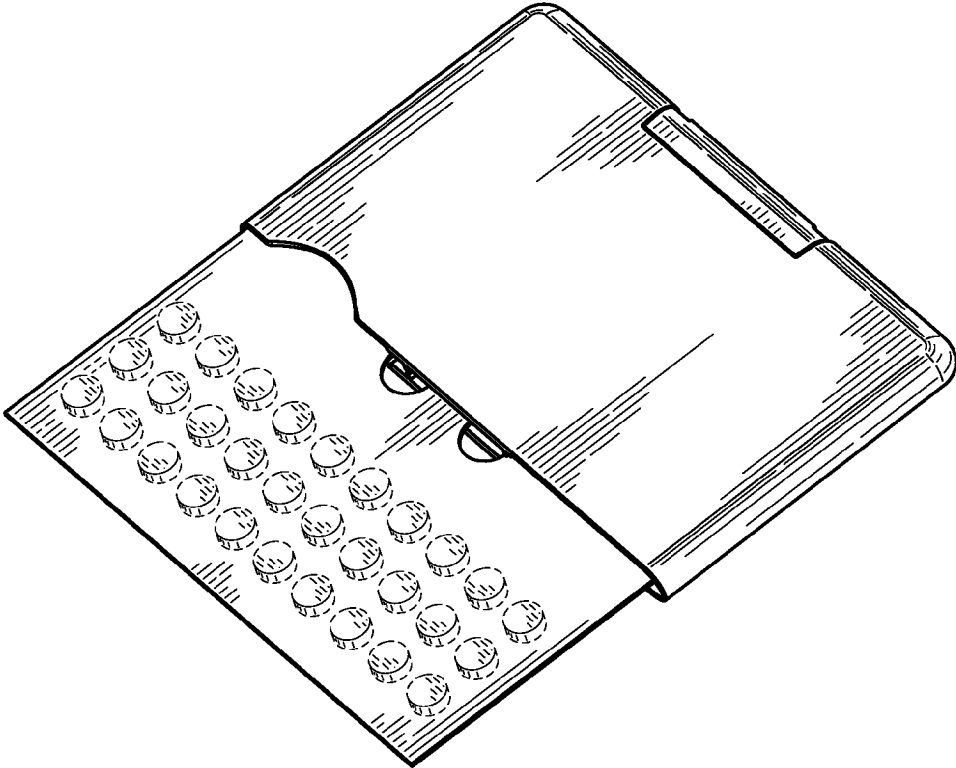


FIG. 1

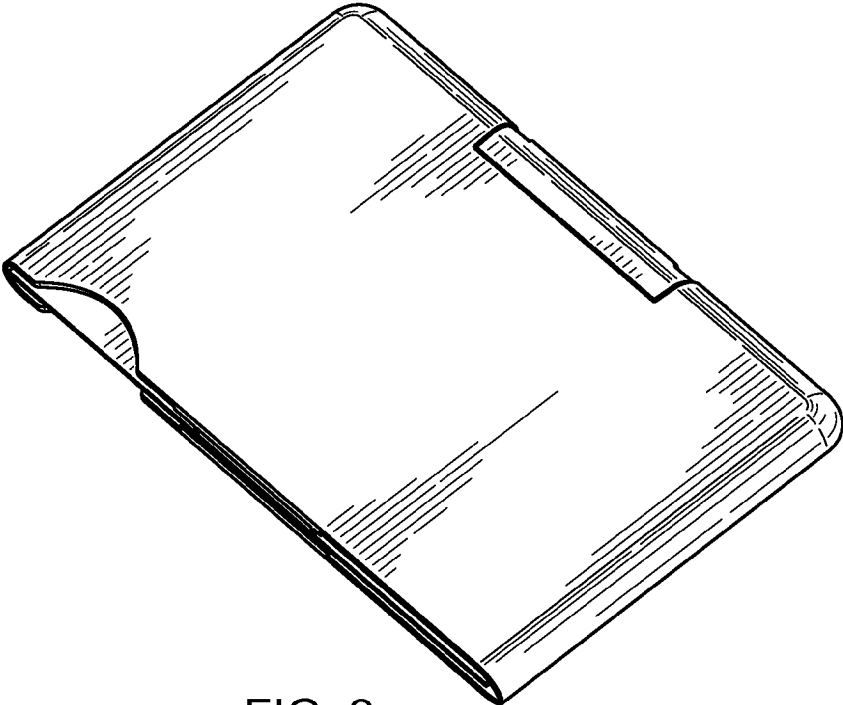


FIG. 2



FIG. 3

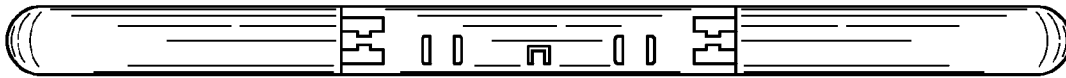


FIG. 4




FIG. 5

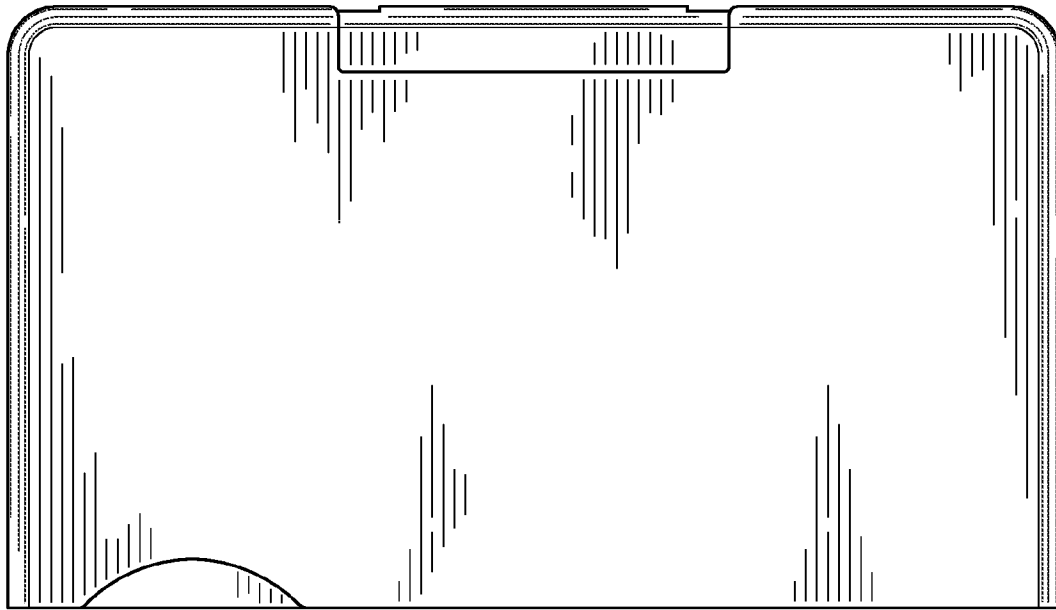


FIG. 6

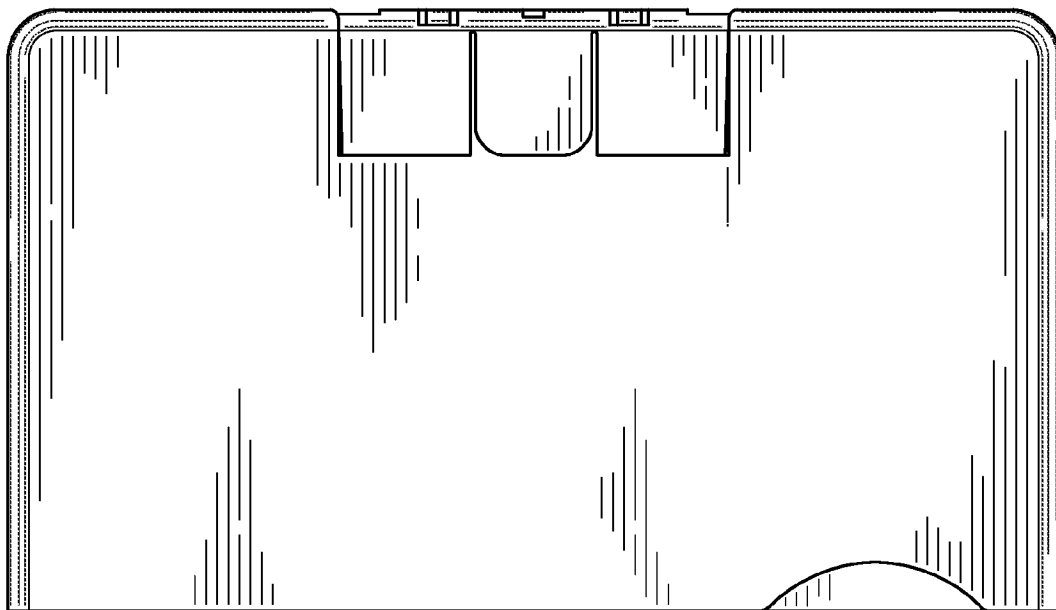


FIG. 7

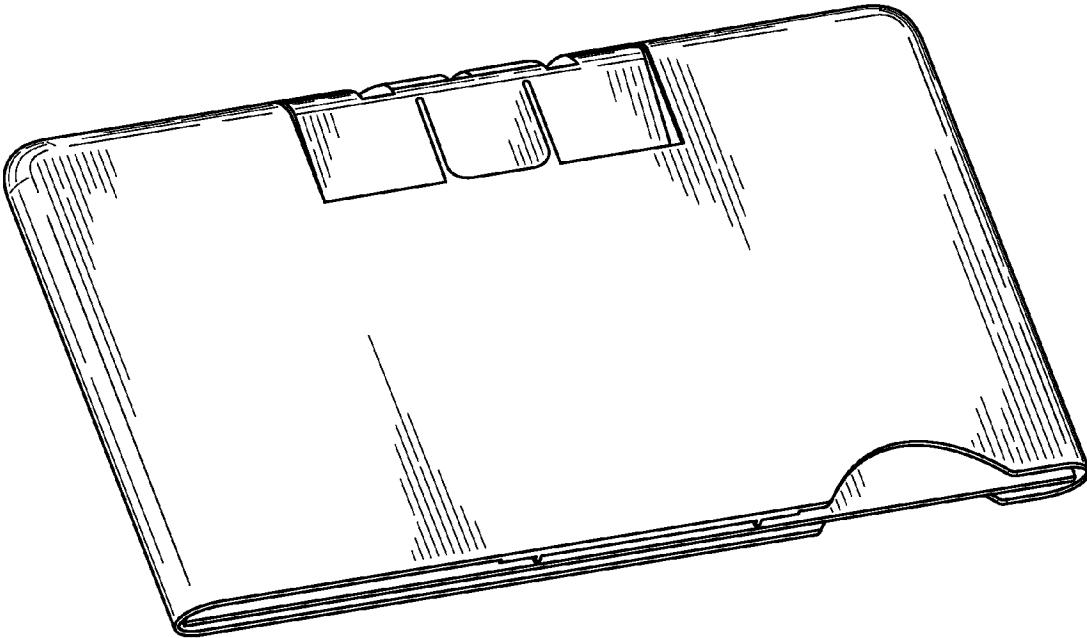


FIG. 8