



US00D611339S

(12) **United States Design Patent**
Mchatet

(10) **Patent No.:** **US D611,339 S**

(45) **Date of Patent:** **** Mar. 9, 2010**

(54) **PACKAGING FOR CELLULAR ACCESSORIES**

(76) Inventor: **Hamid Mchatet**, 10900 NW. 21st., Suite 210, Miami, FL (US) 33172

(**) Term: **14 Years**

(21) Appl. No.: **29/330,139**

(22) Filed: **Dec. 30, 2008**

(51) **LOC (9) Cl.** **09-03**

(52) **U.S. Cl.** **D9/415**

(58) **Field of Classification Search** D9/715, D9/721, 722, 737, 748, 749, 414-434; 206/207, 206/223, 576, 320, 701, 702, 722-728, 349, 206/373, 461-471, 775, 776, 778, 781, 806
See application file for complete search history.

(56) **References Cited**

U.S. PATENT DOCUMENTS

D214,241	S	*	5/1969	Morgan	D9/415
D244,775	S	*	6/1977	Wilson	D23/367
D265,977	S	*	8/1982	Strongwater	D9/424
4,349,102	A	*	9/1982	Strongwater	206/45.24
D364,739	S	*	12/1995	Okamoto et al.	D3/263
D365,022	S	*	12/1995	Wada	D9/415
D420,905	S	*	2/2000	Adkins	D9/415
6,105,767	A	*	8/2000	Vasudeva	206/372
6,330,945	B1	*	12/2001	Reimer	206/470

D511,105	S	*	11/2005	Dominesey et al.	D9/748
D593,404	S	*	6/2009	Lee	D9/415
2007/0102318	A1	*	5/2007	Gelardi et al.	206/538
2009/0050499	A1	*	2/2009	Calco et al.	206/320

* cited by examiner

Primary Examiner—Catherine Tuttle

(74) *Attorney, Agent, or Firm*—QuickPatents, Inc.; Kevin Prince

(57) **CLAIM**

I claim the ornamental design for packaging for cellular accessories, as shown and described.

DESCRIPTION

FIG. 1 is an exploded perspective view of the packaging for cellular accessories, showing my new design;

FIG. 2 is a left-side elevational view of the invention, the right-side elevational view being a mirror image thereof;

FIG. 3 is a top plan view of the invention;

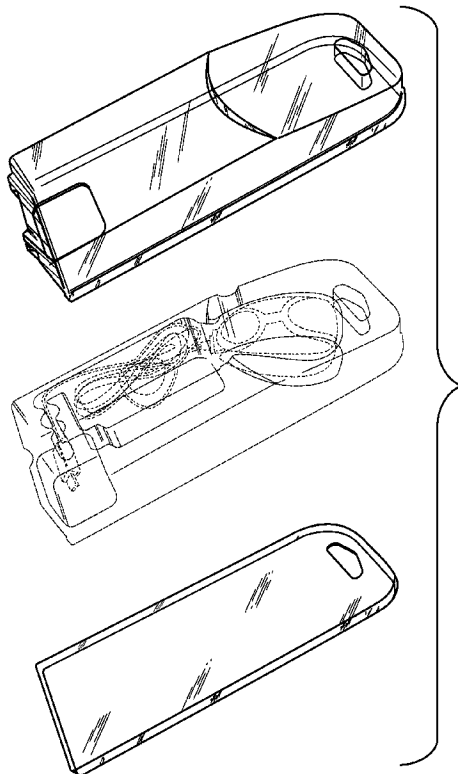
FIG. 4 is a bottom plan view of the invention;

FIG. 5 is a front elevational view of the invention; and,

FIG. 6 is a rear elevational view of the invention.

The broken lines showing a cellular accessory and plastic tray in FIG. 1 are included for the purpose of illustrating the invention in use, and form no part of the claimed design.

1 Claim, 3 Drawing Sheets



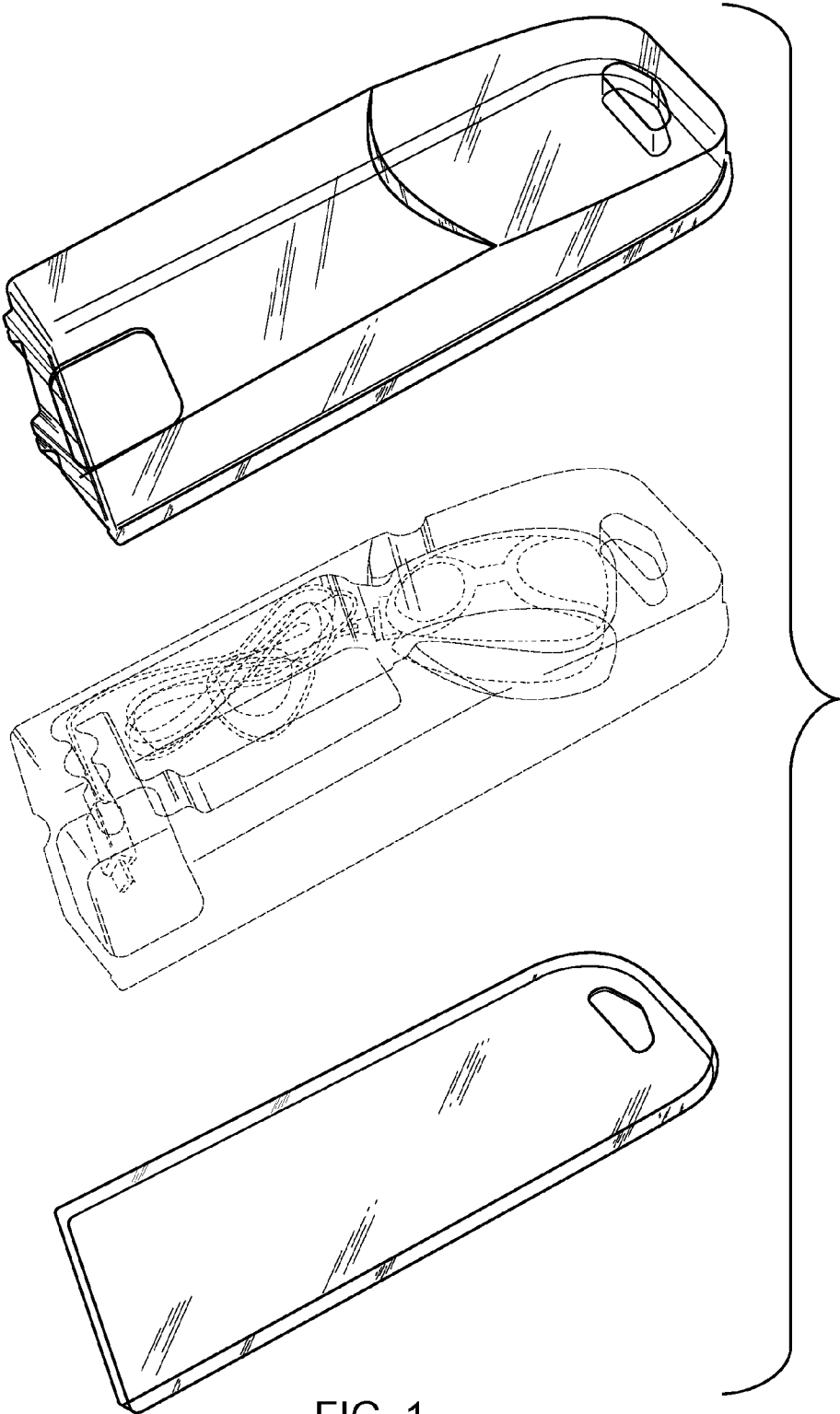


FIG. 1

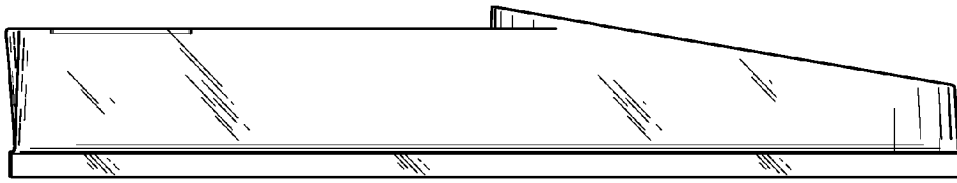


FIG. 2

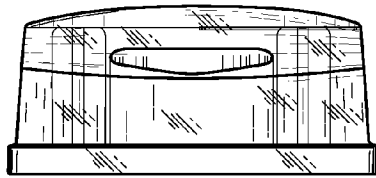


FIG. 3

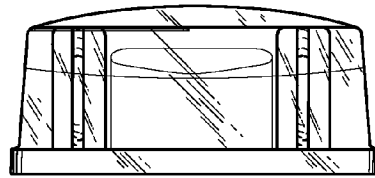


FIG. 4

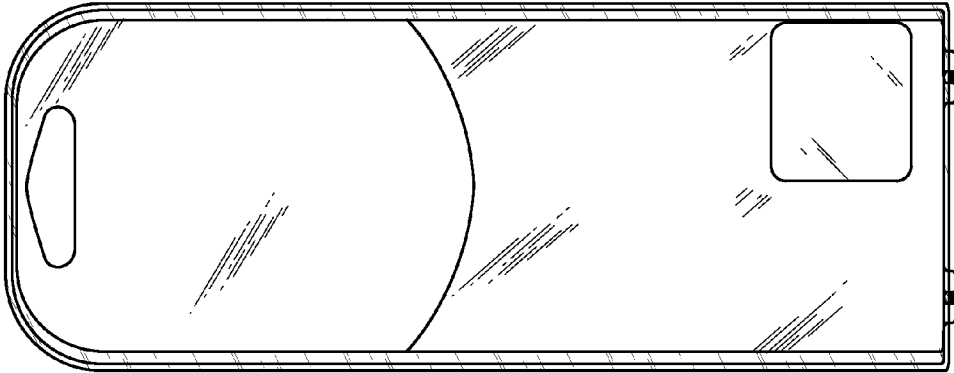


FIG. 5

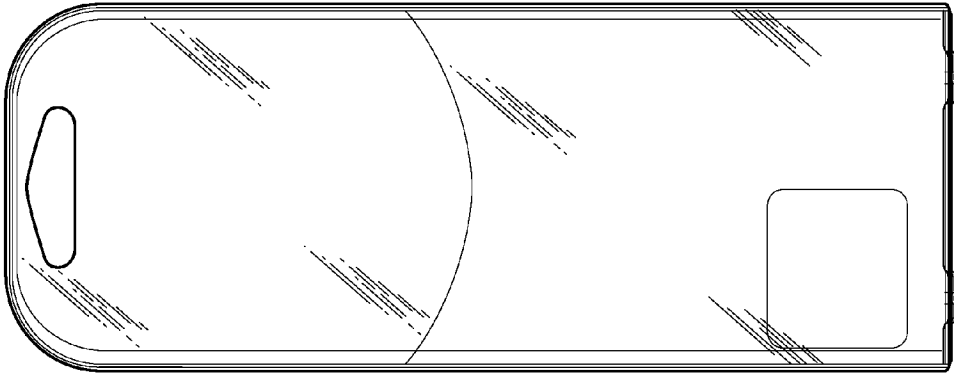


FIG. 6