



US00D610506S

(12) **United States Design Patent**
Valerioti

(10) **Patent No.:** **US D610,506 S**

(45) **Date of Patent:** **** Feb. 23, 2010**

(54) **PARTIALLY-TRANSPARENT GEAR SHIFT KNOB**

D517,131 S * 3/2006 Carruth D21/592
D559,159 S * 1/2008 Kazyaka D12/179
D576,217 S * 9/2008 Pasko D21/533

(76) Inventor: **Guy A. Valerioti**, 104 Baywood Dr.,
Calverton, NY (US) 11933

* cited by examiner

(**) Term: **14 Years**

Primary Examiner—Robert M Spear
Assistant Examiner—Cynthia Underwood

(21) Appl. No.: **29/338,196**

(74) *Attorney, Agent, or Firm*—QuickPatents, Inc.; Kevin Prince

(22) Filed: **Jun. 5, 2009**

(57) **CLAIM**

(51) **LOC (9) Cl.** **12-16**

(52) **U.S. Cl.** **D12/179**

(58) **Field of Classification Search** D12/179,

D12/174, 400, 415, 195, 392.1, 354; D8/305;

D10/68; 441/136; 74/473.23, 480 B, 538,

74/543; 434/71; 446/7, 430; 477/113; D21/566,

D21/561; D30/121; D9/452, 455

See application file for complete search history.

I claim the ornamental design for a partially-transparent gear shift knob, as shown and described.

DESCRIPTION

FIG. 1 is a perspective view of a partially-transparent gear shift knob, showing my new design;

FIG. 2 is a front elevational view thereof;

FIG. 3 is a rear elevational view thereof;

FIG. 4 is a left-side elevational view thereof, the right-side elevational view being a mirror image thereof;

FIG. 5 is a top plan view thereof; and,

FIG. 6 is a bottom plan view thereof.

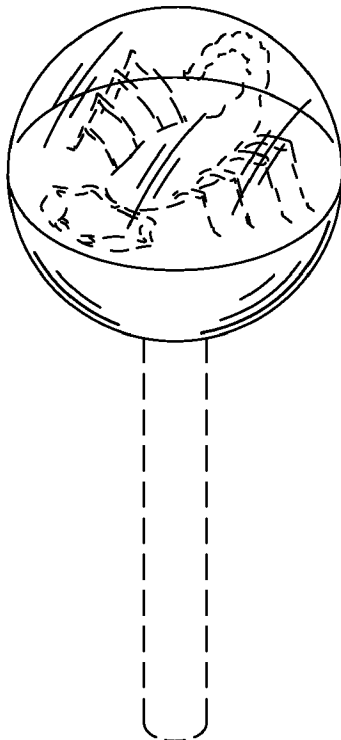
The broken lines showing a scorpion in FIGS. 1–5 and a gear shift shaft in FIGS. 1–4 and 6 are included for the purpose of illustrating the invention in use, and form no part of the claimed design.

(56) **References Cited**

U.S. PATENT DOCUMENTS

D94,048 S *	12/1934	Puckett	D8/305
D105,146 S *	6/1937	Sinko	D8/310
D172,940 S *	8/1954	Taylor	D10/68
D192,173 S *	2/1962	Howe	D10/40
D213,605 S *	3/1969	Shimano	D12/179
D236,092 S *	7/1975	Macowski	D10/68
D248,272 S *	6/1978	Grambush	D8/307
4,216,612 A *	8/1980	Erickson et al.	446/290
D362,036 S *	9/1995	Schleufer	D21/650
D464,093 S *	10/2002	Weiser et al.	D21/650

1 Claim, 2 Drawing Sheets



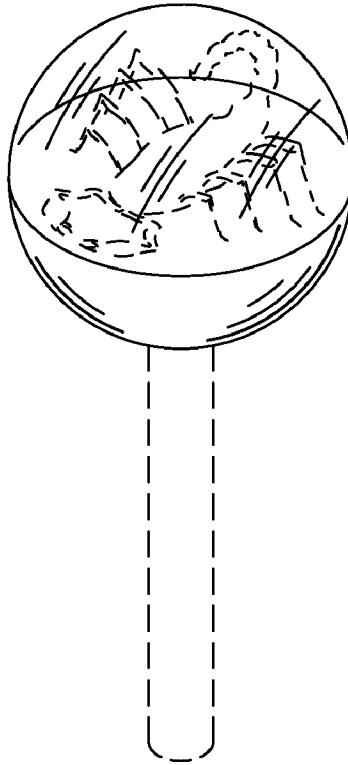


FIG. 1

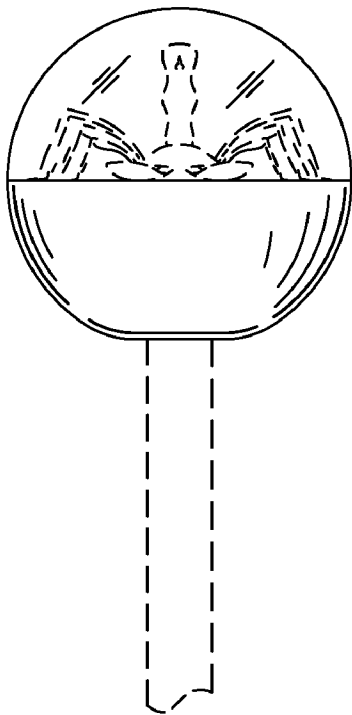


FIG. 2

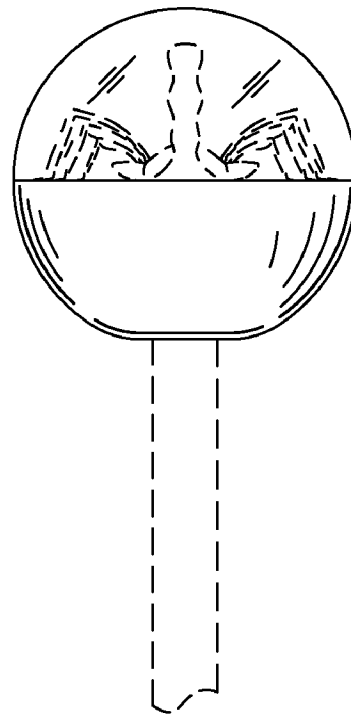


FIG. 3

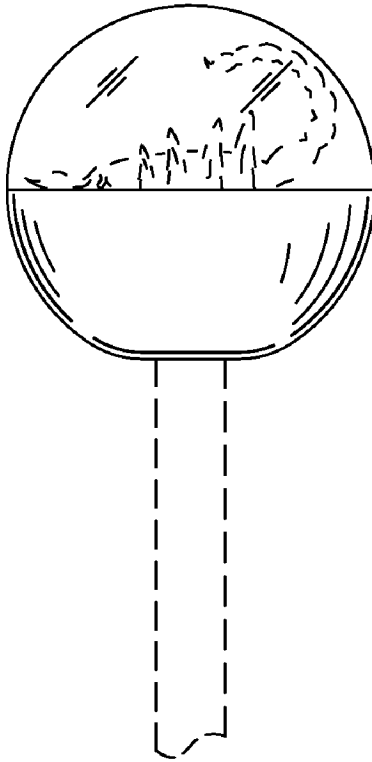


FIG. 4

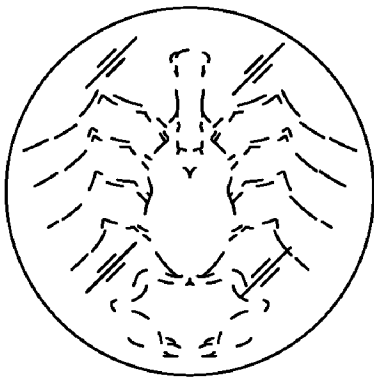


FIG. 5

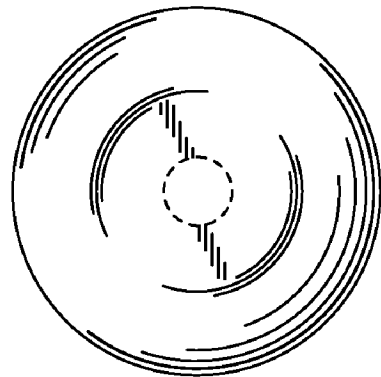


FIG. 6