



US00D605718S

(12) **United States Design Patent**
Jenkins

(10) **Patent No.:** **US D605,718 S**

(45) **Date of Patent:** **** Dec. 8, 2009**

(54) **ROLL-UP BASKETBALL COURT**

(76) Inventor: **Brett Jenkins**, 2420 Palmyra St.,
Norfolk, VA (US) 23513

(**) Term: **14 Years**

(21) Appl. No.: **29/330,084**

(22) Filed: **Dec. 29, 2008**

(51) **LOC (9) Cl.** **21-02**

(52) **U.S. Cl.** **D21/781; D21/698; D6/588**

(58) **Field of Classification Search** **D21/300,**
D21/314, 335, 339, 355, 698, 706, 781; D6/582,
D6/583, 588, 597, 610; 473/490, 415, 416,
473/422, 447, 472, 504; 273/284, 286, 317.3,
273/108.1, 244, 259, 277; 472/92; 434/247,
434/248, 392

See application file for complete search history.

(56) **References Cited**

U.S. PATENT DOCUMENTS

3,703,291	A *	11/1972	Lutz	273/317.3
D230,549	S *	3/1974	Aires	D6/597
D267,459	S *	1/1983	Burt	D6/583
D367,080	S *	2/1996	Anderson	D21/355
5,807,195	A *	9/1998	Westbrook	473/447
D435,186	S *	12/2000	Fulkerson	D6/588
6,464,507	B1 *	10/2002	Bailey	434/247
D530,130	S *	10/2006	Counard	D6/576
7,369,038	B1 *	5/2008	Thompson	340/323 R
2003/0139231	A1 *	7/2003	Allison	473/447

2004/0173968	A1 *	9/2004	Mitvalsky	273/317.3
2006/0068945	A1 *	3/2006	Murchison	473/415
2007/0051120	A1 *	3/2007	Grumetza	62/235
2007/0238080	A1 *	10/2007	Lynch	434/247

* cited by examiner

Primary Examiner—Catherine Tuttle

(74) *Attorney, Agent, or Firm*—QuickPatents, Inc.; Kevin Prince

(57) **CLAIM**

I claim the ornamental design for a roll-up basketball court, as shown and described.

DESCRIPTION

FIG. 1 is a perspective view of a roll-up basketball court showing my new design in a flat configuration;

FIG. 2 is a top plan view thereof;

FIG. 3 is a bottom plan view thereof;

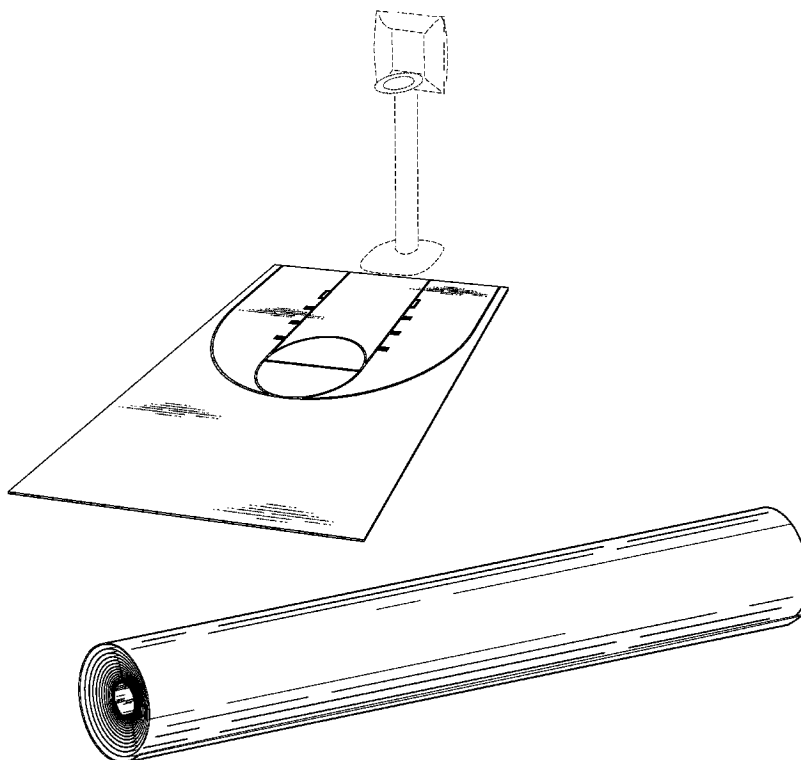
FIG. 4 is a front elevational view thereof, the rear elevational view being the same;

FIG. 5 is a left-side elevational view thereof, the right-side elevational view being the same; and,

FIG. 6 is a perspective view showing the design in a rolled configuration.

The broken lines showing a basketball hoop assembly in FIG. 1 are included for the purpose of illustrating the invention in use, and form no part of the claimed design.

1 Claim, 3 Drawing Sheets



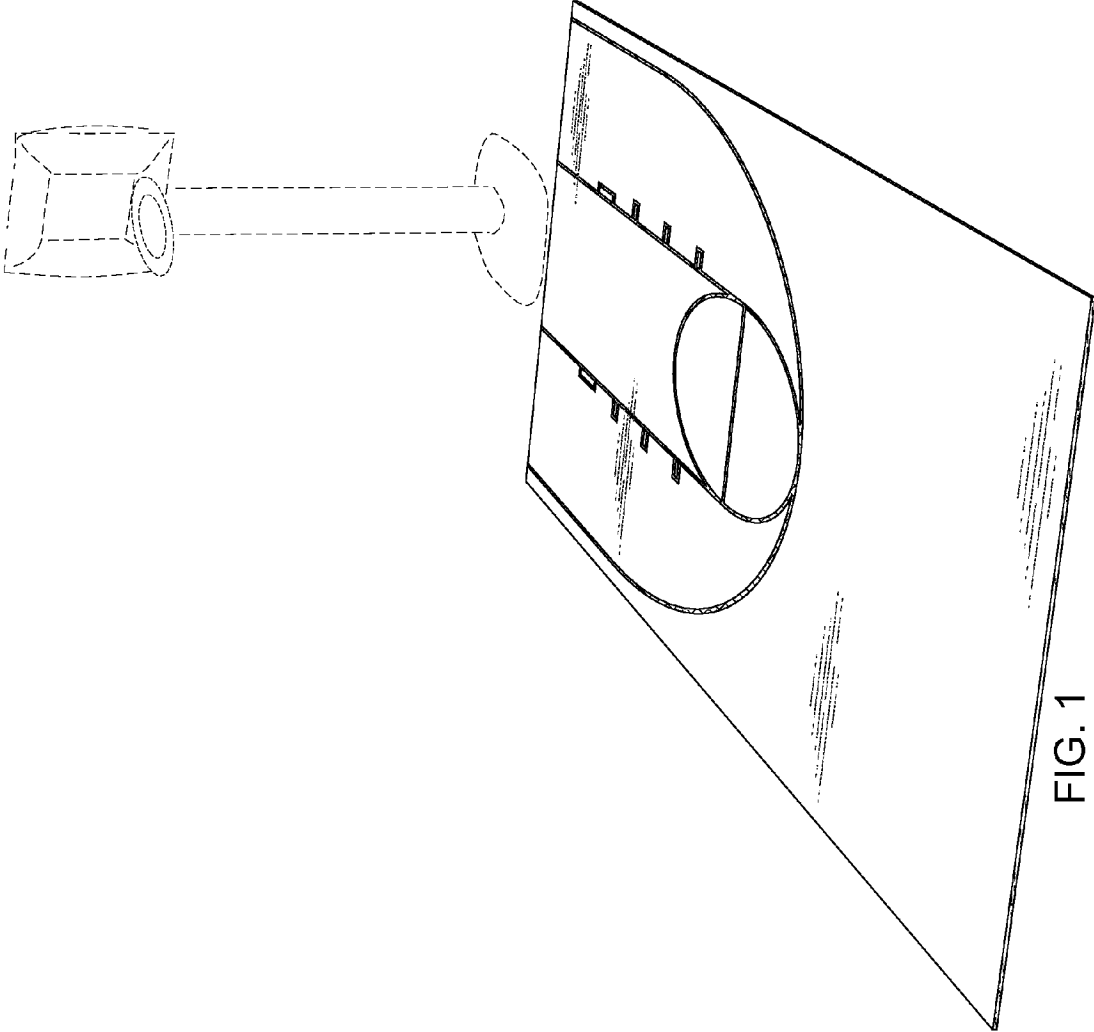


FIG. 1




FIG. 3

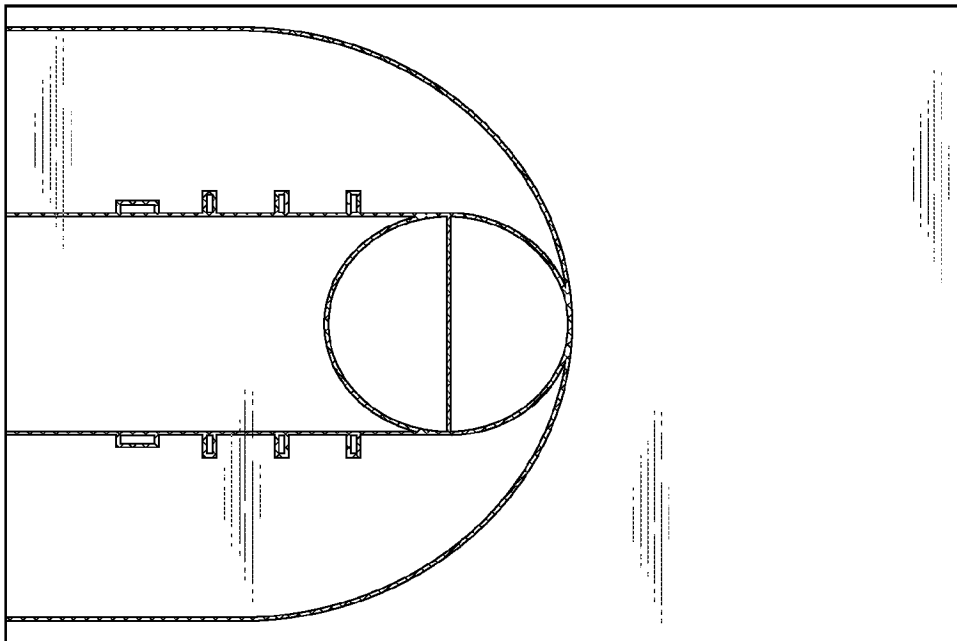


FIG. 2



FIG. 5



FIG. 4

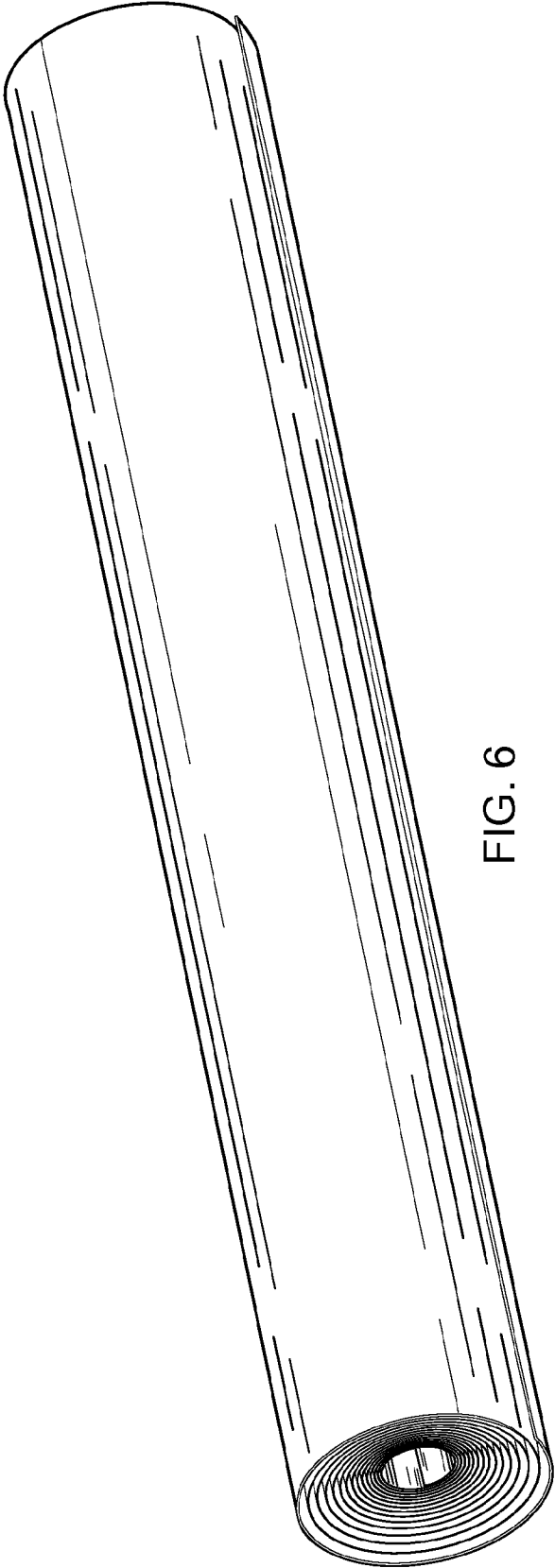


FIG. 6