



US00D603287S

(12) **United States Design Patent**
Dzurek

(10) **Patent No.:** **US D603,287 S**

(45) **Date of Patent:** **** Nov. 3, 2009**

(54) **SILICONE BRACELET WITH HOLES,
STRING, AND CHARM EMBELISHMENTS**

D534,096 S * 12/2006 Lovett D11/103

* cited by examiner

(76) Inventor: **Alana Dzurek**, 8805 Ridge Rd.,
Bethesda, MD (US) 20817

Primary Examiner—Cathron C Brooks

Assistant Examiner—Melanie Levy

(74) *Attorney, Agent, or Firm*—QuickPatents, Inc.; Kevin Prince

(**) Term: **14 Years**

(21) Appl. No.: **29/337,273**

(57) **CLAIM**

(22) Filed: **May 18, 2009**

I claim the ornamental design for a silicone bracelet with holes, string, and charm embellishments, as shown and described.

(51) **LOC (9) Cl.** **11-01**

(52) **U.S. Cl.** **D11/3**

(58) **Field of Classification Search** D11/1-39,
D11/103; 63/3, 1.11, 3.1, 3.2, 5.1, 5.2, 7.11,
63/15, 15.1-15.4, 15.45, 15.5, 15.6; D30/152
See application file for complete search history.

DESCRIPTION

FIG. 1 is a perspective view of a silicone bracelet with holes, string, and charm embellishments, showing my new design;

FIG. 2 is a front elevational view thereof;

FIG. 3 is a left-side elevational view thereof;

FIG. 4 is a rear elevational view thereof;

FIG. 5 is a right-side elevational view thereof;

FIG. 6 is a top plan view thereof; and,

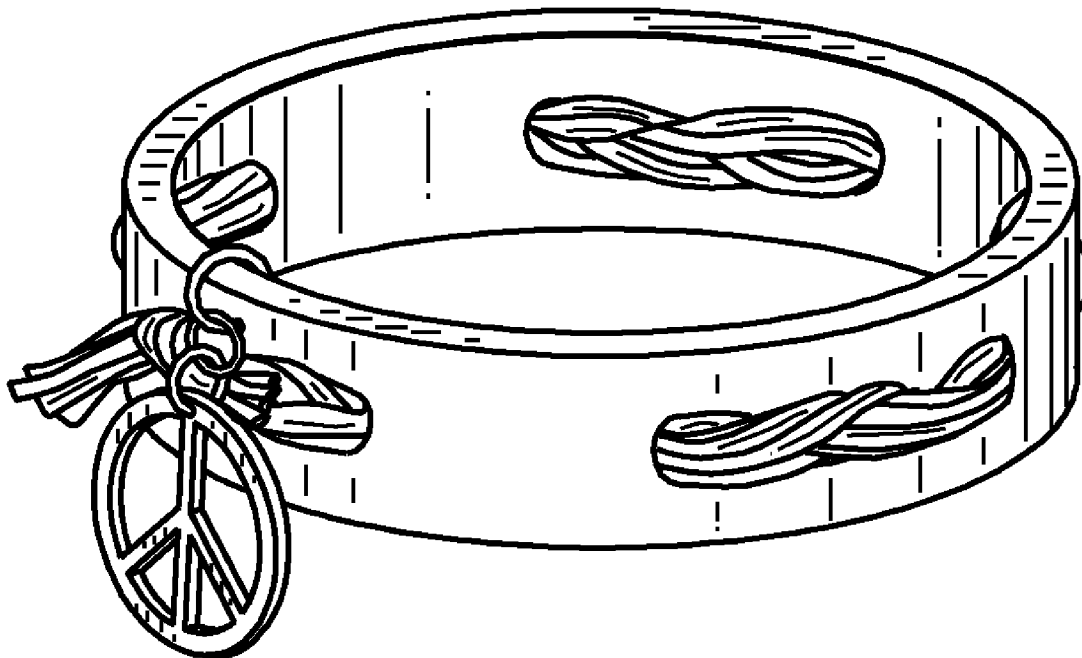
FIG. 7 is a bottom plan view thereof.

(56) **References Cited**

U.S. PATENT DOCUMENTS

D33,611 S *	11/1900	Arvonen	D11/4
6,293,034 B1 *	9/2001	Skapyak et al.	63/3
D481,176 S *	10/2003	Kellner	D30/152
D504,984 S *	5/2005	Jones	D11/5
D505,232 S *	5/2005	Jones	D11/5
D517,442 S *	3/2006	Polk, III	D14/4

1 Claim, 3 Drawing Sheets



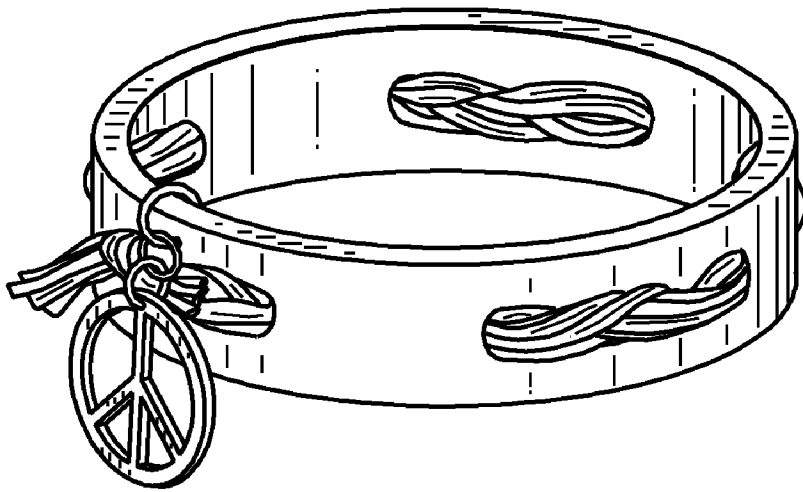


FIG. 1




FIG. 2

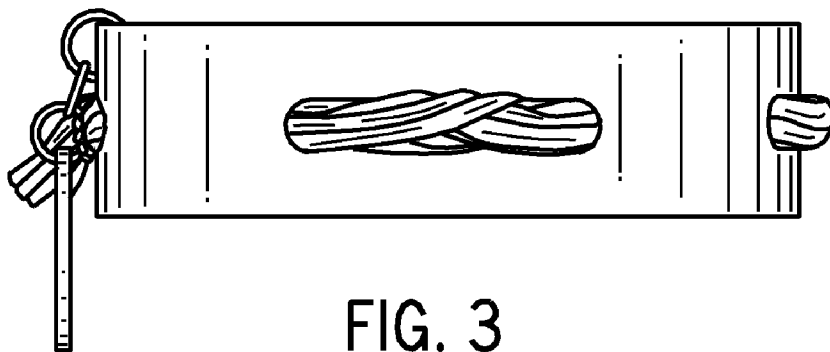


FIG. 3




FIG. 4

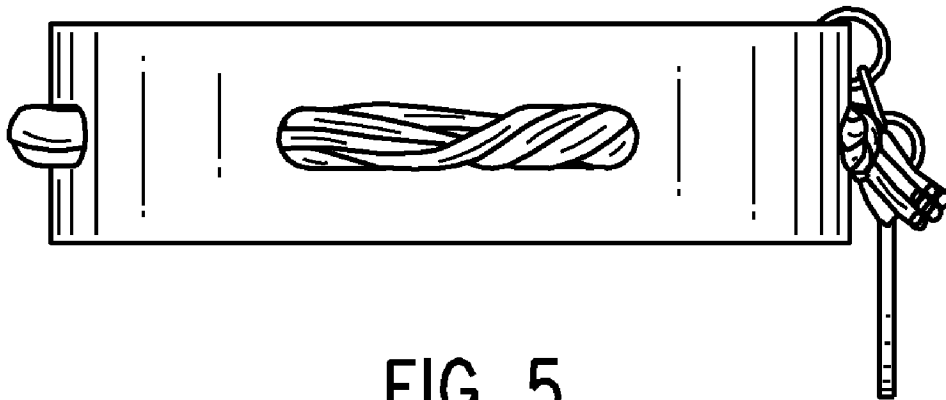


FIG. 5

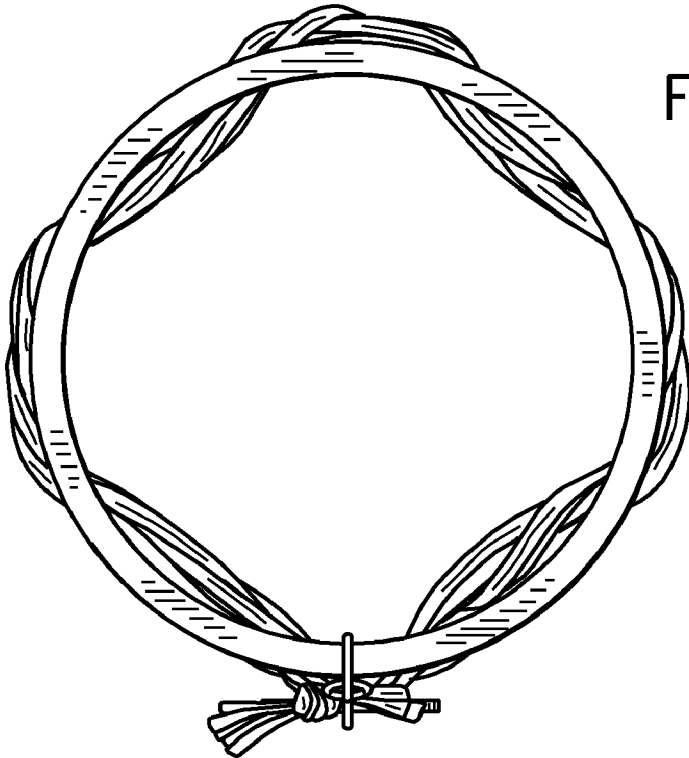


FIG. 6

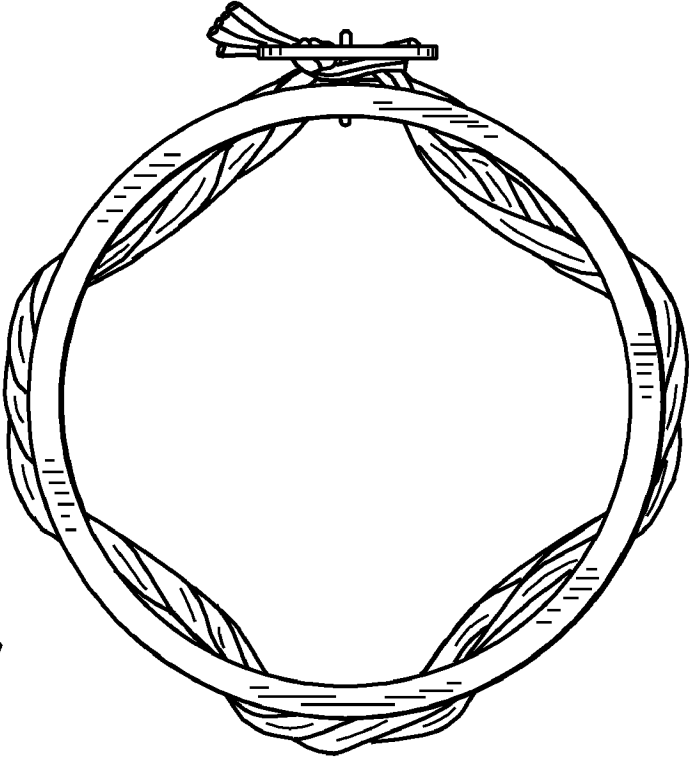


FIG. 7