



US00D598507S

(12) **United States Design Patent**  
**Manzanares**

(10) **Patent No.:** **US D598,507 S**

(45) **Date of Patent:** **\*\* Aug. 18, 2009**

(54) **PLUSH TOY**

(76) Inventor: **Margaret Lourdes Manzanares, P.O.**  
Box 93, Santa Cruz, NM (US) 87532

(\*\*) Term: **14 Years**

(21) Appl. No.: **29/334,752**

(22) Filed: **Mar. 31, 2009**

(51) **LOC (9) Cl.** ..... **21-01**

(52) **U.S. Cl.** ..... **D21/623; D21/630; D6/599**

(58) **Field of Classification Search** ..... D21/468,  
D21/621, 622, 623, 625, 627, 629, 638, 645-649;  
446/268, 305, 360-361, 376, 379, 328, 384;  
D6/595, 596, 597, 599, 601, 604

See application file for complete search history.

(56) **References Cited**

**U.S. PATENT DOCUMENTS**

D174,996 S	6/1955	Peters	
D205,881 S	10/1966	Clayton	
D233,534 S *	11/1974	Maloney	D21/623
D243,736 S	3/1977	Ishizuka	
D254,891 S	5/1980	Mills	
D256,414 S	8/1980	Rich	
D280,534 S *	9/1985	Cassaro	D21/623
D283,963 S	5/1986	Rowland	
D284,056 S	6/1986	Kinsley	
D293,186 S *	12/1987	Parnham	D6/601
D297,251 S *	8/1988	Gamazo-Canella	D21/623
D315,246 S *	3/1991	Drake	D3/271.3
D335,605 S	5/1993	Roberts	
D337,471 S	7/1993	Lemos	
D348,170 S	6/1994	Keller	
D348,172 S	6/1994	Keller	
D372,392 S	8/1996	Bala	
D387,234 S	12/1997	Keller	

D387,935 S	12/1997	Wisler	
D393,498 S *	4/1998	Lieberman	D21/630
D397,900 S	9/1998	Besen	
D407,940 S	4/1999	Bear	
D410,166 S	5/1999	Bear	
D431,614 S *	10/2000	McLeer et al.	D21/659
D441,585 S	5/2001	Strauser	
D448,434 S *	9/2001	Hornsby et al.	D21/621
D504,044 S	4/2005	Marin	
D546,906 S *	7/2007	Aliaga	D21/590
D572,957 S	7/2008	Crow	

\* cited by examiner

*Primary Examiner*—T. Chase Nelson  
*Assistant Examiner*—Zenia I Bennett  
(74) *Attorney, Agent, or Firm*—QuickPatents, Inc.; Kevin Prince

(57) **CLAIM**

I claim the ornamental design for a plush toy, as shown and described.

**DESCRIPTION**

FIG. 1 is a perspective view of a plush toy, showing my new design;

FIG. 2 is a front elevational view thereof;

FIG. 3 is a rear elevational view thereof;

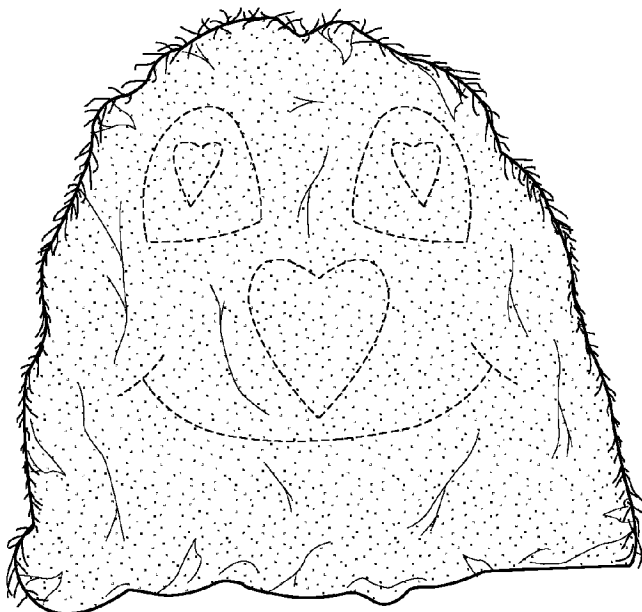
FIG. 4 is a right-side elevational view thereof, the left-side elevational view being a mirror image thereof;

FIG. 5 is a top plan view thereof; and,

FIG. 6 is a bottom plan view thereof.

The broken lines showing a face in the figures are included for example only, and form no part of the claimed design.

**1 Claim, 3 Drawing Sheets**



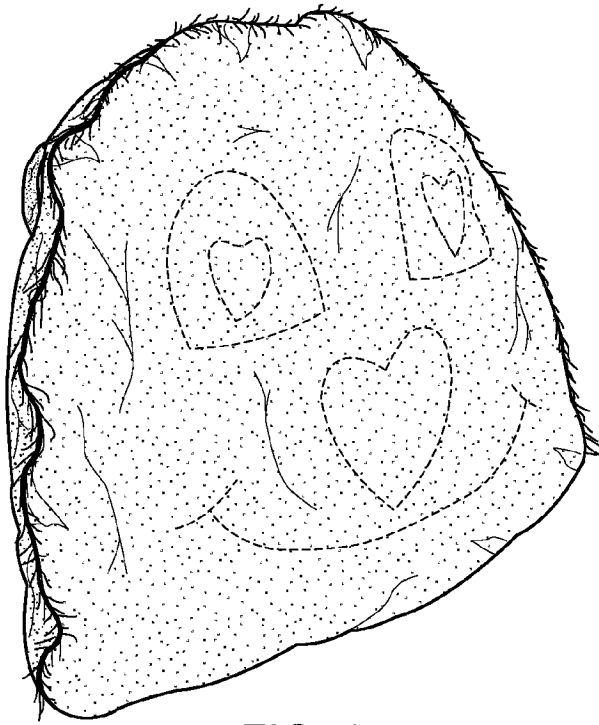


FIG. 1

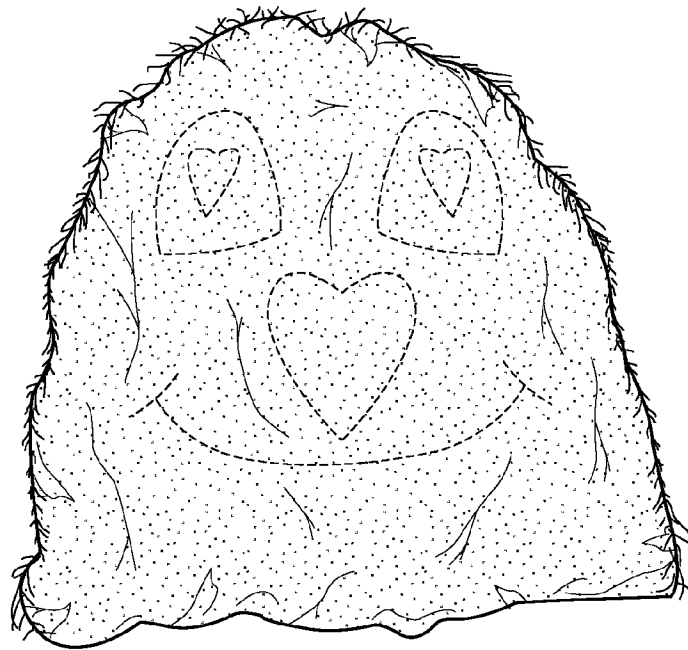


FIG. 2

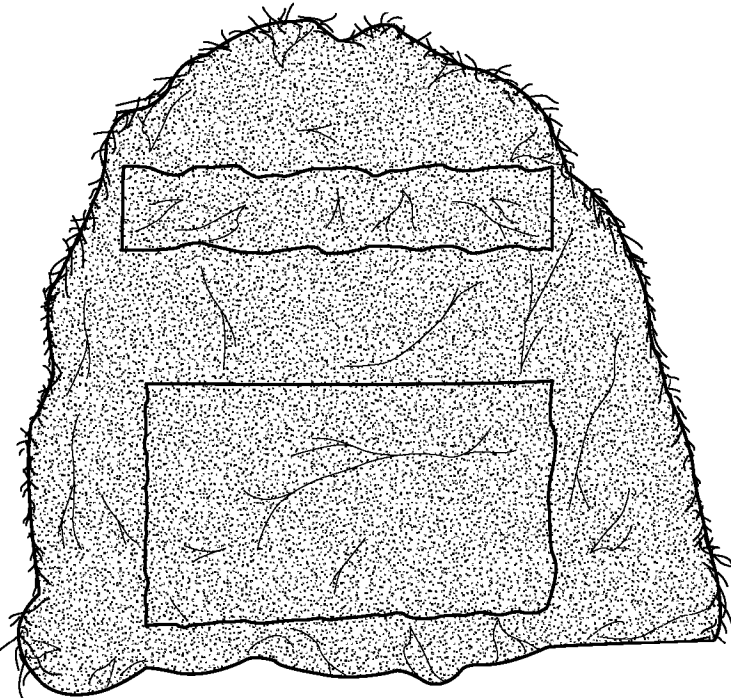


FIG. 3

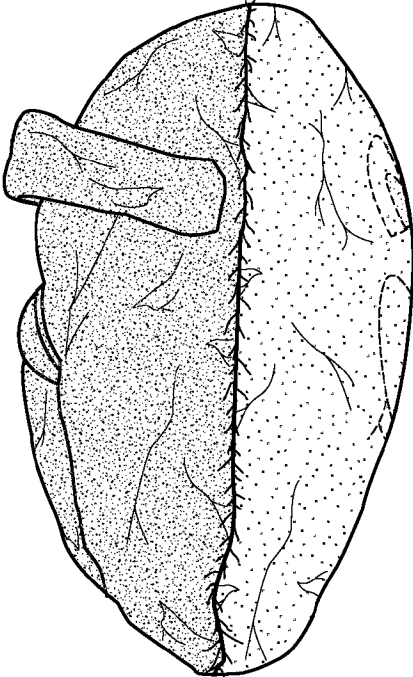


FIG. 4

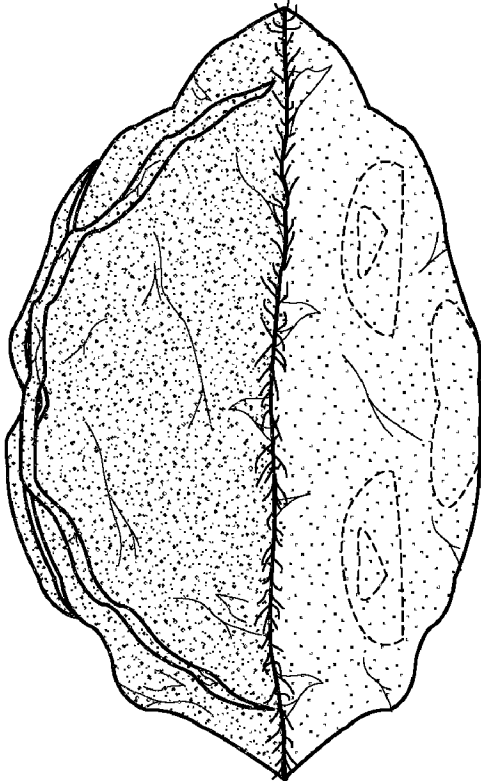


FIG. 5

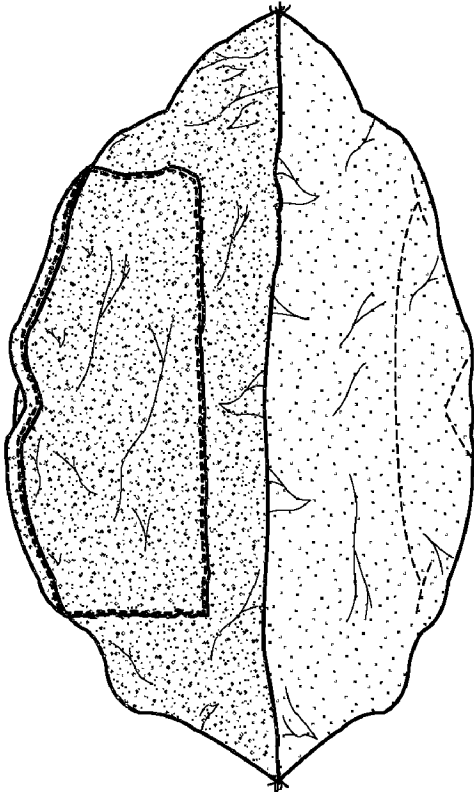


FIG. 6